



HSCC 70'S ROAD SPORTS

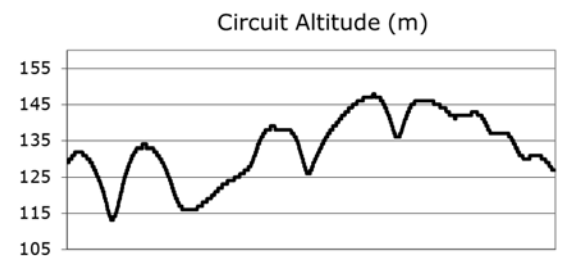
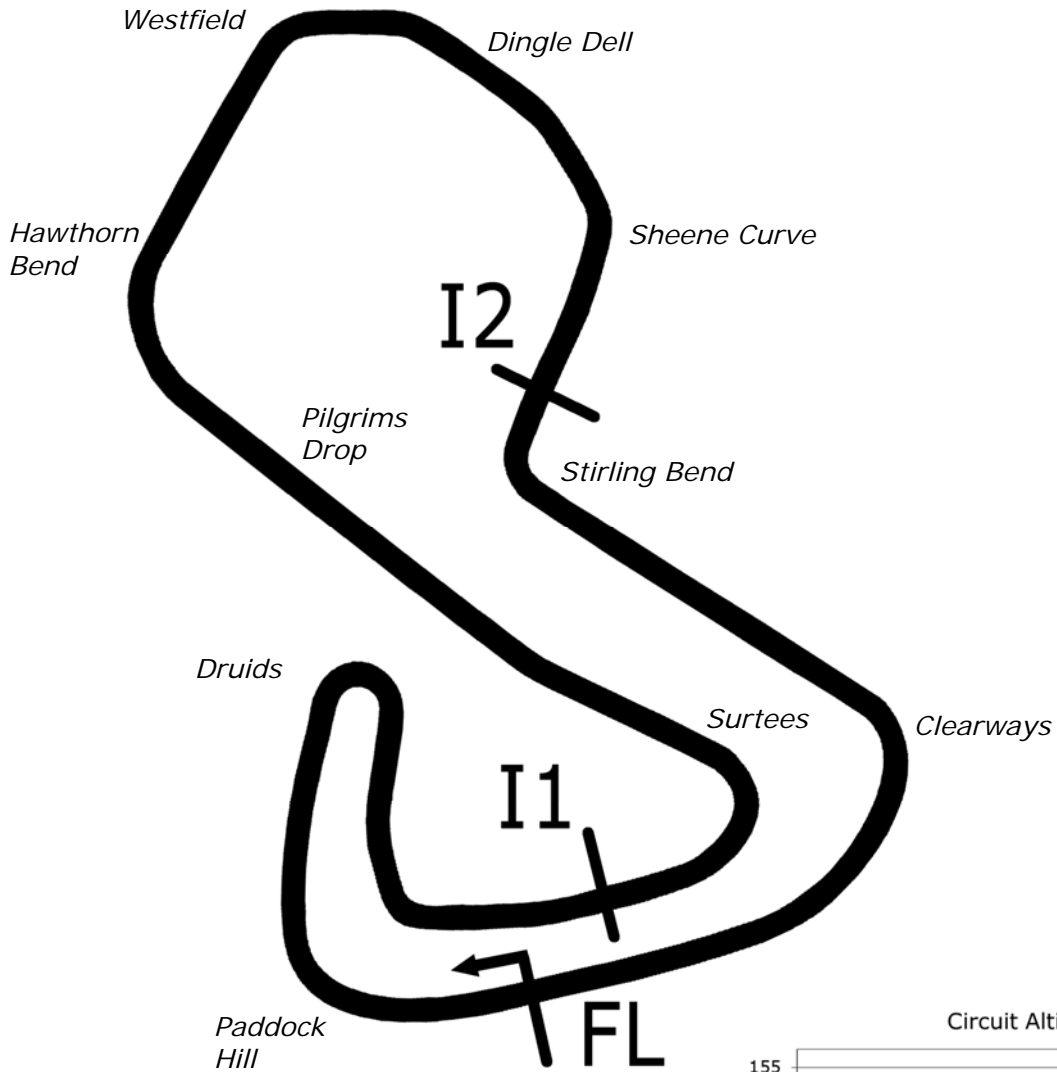
Brands Hatch GP Circuit

30th June 2019



Results Provided by Timing Solutions Ltd
www.tsl-timing.com

Brands Hatch GP



Length	2.4332 miles	3916.0 m	
FL		51.36032 N	0.26032 E
I1	1116m	51.35934 N	0.25955 E
I2	2928m	51.35532 N	0.26250 E
Pit Entry	3646m	51.35911 N	0.25743 E
Pit Exit	26m after FL	51.36027 N	0.26078 E
Pit Entry-Pit Exit 277m, 16.6s @60kph, 12.4s @80kph			

All results available at www.tsl-timing.com

Sheet No:



Legends of Brands Hatch Superprix

HSCC 70's Road Sports

QUALIFYING - RACE 16 - CLASSIFICATION

POS	NO	CL	PIC NAME	ENTRY	TIME	ON	LAPS	GAP	DIFF	MPH
1	1	C	1 Jeremy CLARK	Lotus Elan S4	1:48.787	6	8			80.52
2	19	C	2 Will LEVERETT	Lotus Europa	1:48.868	6	8	0.081	0.081	80.46
3	20	C	3 Mark LEVERETT	Lotus Elan S4	1:50.445	7	8	1.658	1.577	79.31
4	72	C	4 Jim DEAN	Lotus Europa	1:50.532	4	6	1.745	0.087	79.25
5	45	I	1 Rupert ASHDOWN	Lotus Elan	1:51.322	7	8	2.535	0.790	78.68
6	151	B	1 John DICKSON	Ferrari 308 GTB	1:51.357	4	5	2.570	0.035	78.66
7	114	B	2 Jai SHARMA	Ferrari 308 GTB	1:52.127	3	7	3.340	0.770	78.12
8	2	A	1 Adam BAGNALL	Jaguar E-type S2 FHC	1:53.252	3	8	4.465	1.125	77.34
9	37	B	3 Nic STRONG	Marcos GT	1:53.361	5	8	4.574	0.109	77.27
10	131	A	2 Mark BENNETT	MGB GTV8	1:53.375	4	8	4.588	0.014	77.26
11	42	B	4 Dave KARASKAS	TVR 3000M	1:54.377	3	7	5.590	1.002	76.58
12	11	C	5 Howard PAYNE	Lotus Europa	1:54.631	5	8	5.844	0.254	76.41
13	128	B	5 John HALL	Datsun 260Z	1:55.150	8	8	6.363	0.519	76.07
14	74	D	1 Mike NEUMANN	Alfa Romeo 2000 GTV	1:55.709	7	7	6.922	0.559	75.70
15	38*	I	2 Alan BULL	Porsche 924	1:56.568	7	7	7.781	0.859	75.14
16	14	C	6 Chris HOLLAND	Lotus Seven S4	1:57.970	7	7	9.183	1.402	74.25
17	12	I	3 Johan DENEKAMP	Marcos 1800 GT	1:58.158	6	7	9.371	0.188	74.13
18	96	I	4 Adam ROSS	Alfa Romeo 1750 Spider Veloce	1:58.563	2	7	9.776	0.405	73.88
19	4	D	2 Ken RORRISON	Alfa Romeo 2000 GTV	1:58.823	5	7	10.036	0.260	73.72
20	61	D	3 Lawrence ALEXANDER	Alfa Romeo GTV	1:59.345	6	7	10.558	0.522	73.39
21	56	D	4 Sarah HUTCHISON	Lancia Beta	2:00.016	8	8	11.229	0.671	72.98
22	28	D	5 Simon BAINES	Porsche 924	2:00.563	6	7	11.776	0.547	72.65
23	25*	D	6 William JENKINS	Porsche 914-6	2:03.969	5	6	15.182	3.406	70.66
24	10	C	7 Nigel ASHLEY	Lotus Europa	2:11.143	7	7	22.356	7.174	66.79
25	44*	I	5 Tom OWEN	Datsun 240Z	2:11.337	6	6	22.550	0.194	66.69
26	22*	I	6 Julian REICHMAN	MG Midget	2:15.611	3	6	26.824	4.274	64.59
27	3	D	7 Pete CONNELL	Porsche 924	2:18.122	7	7	29.335	2.511	63.42

*Cars 22, 25 & 44 require working transponders - Regulation Q12.2.1 refers.
A 30 second penalty will be applied if not working in the race.

Car 38 - two transponders fitted - please remove 7387241.

Weather / Track : Sunny / Dry

These results are provisional until the conclusion of any judicial and technical matters.

Brands Hatch GP

Circuit Length = 2.4332 miles

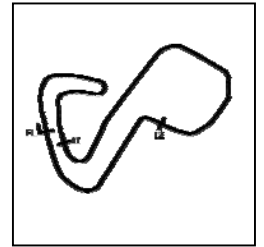
Start: 10:23 Flag 10:38 End: 10:41

Clerk Of Course : Julian Floyd	Timekeeper : Nick Palmer
--------------------------------	--------------------------

Legends of Brands Hatch Superprix

HSCC 70's Road Sports

QUALIFYING - RACE 16 - SECTOR ANALYSIS



SECTOR 1 = FL to I1, SECTOR 2 = I1 to I2, SECTOR 3 = I2 to FL, DIFF = Difference To Personal Best Lap, P = Crossed Finish Line in Pit Lane, D = Time Disallowed

P1		1 C		Jeremy CLARK			Lotus Elan S4				
IDEAL LAP TIME : 1:48.121		BEST LAP TIME : 1:48.787			DIFFERENCE : 0.666						
LAP		SECTOR 1	SECTOR 2		SECTOR 3		LAP TIME	MPH	DIFF	TIME OF DAY	
1 -	OUTLAP	83.7	51.951	69.9	26.984	110.7	1:59.936	73.03	11.149	10:26:26.159	
2 -		35.200	86.0	49.554	75.0	26.121	112.4	1:50.875	2.088	10:28:17.034	
3 -		34.748	85.9	53.320	58.5	27.201	112.0	1:55.269	6.482	10:30:12.303	
4 -		34.157	89.0	49.042	78.7	25.816	112.4	1:49.015 (3)	80.35	0.228	10:32:01.318
5 -		33.859	87.9	49.815	79.8	26.203	110.9	1:49.877	79.72	1.090	10:33:51.195
6 -		34.331	88.1	48.446	79.7	26.010	111.4	1:48.787 (1)	80.52		10:35:39.982
7 -		34.031	87.2	48.919	80.5	25.952	112.0	1:48.902 (2)	80.43	0.115	10:37:28.884
8 -		36.878	78.5	52.535	71.3	26.948	91.1	1:56.361	75.28	7.574	10:39:25.245

P2		19 C		Will LEVERETT			Lotus Europa				
IDEAL LAP TIME : 1:48.855		BEST LAP TIME : 1:48.868			DIFFERENCE : 0.013						
LAP		SECTOR 1	SECTOR 2		SECTOR 3		LAP TIME	MPH	DIFF	TIME OF DAY	
1 -	OUTLAP	72.1	55.457	63.8	26.944	108.4	2:04.314	70.46	15.446	10:26:18.688	
2 -		34.537	84.6	49.779	71.7	26.406	110.1	1:50.722	1.854	10:28:09.410	
3 -		34.415	86.5	49.529	71.8	26.404	110.0	1:50.348	1.480	10:29:59.758	
4 -		34.212	87.7	48.795	74.3	26.096	110.0	1:49.103 (2)	80.28	0.235	10:31:48.861
5 -		34.090	88.8	52.289	69.3	26.126	110.3	1:52.505	77.86	3.637	10:33:41.366
6 -		34.103	88.8	48.704	72.5	26.061	111.1	1:48.868 (1)	80.46		10:35:30.234
7 -		34.218	88.8	49.594	75.5	26.239	109.8	1:50.051 (3)	79.59	1.183	10:37:20.285
8 -		34.278	87.9	49.674	74.2	26.342	109.8	1:50.294	79.42	1.426	10:39:10.579

P3		20 C		Mark LEVERETT			Lotus Elan S4				
IDEAL LAP TIME : 1:50.426		BEST LAP TIME : 1:50.445			DIFFERENCE : 0.019						
LAP		SECTOR 1	SECTOR 2		SECTOR 3		LAP TIME	MPH	DIFF	TIME OF DAY	
1 -	OUTLAP	71.3	55.099	69.6	27.891	109.1	2:07.888	68.49	17.443	10:26:33.372	
2 -		36.712	79.5	51.456	71.7	26.922	111.1	1:55.090	4.645	10:28:28.462	
3 -		35.281	84.8	49.637	79.1	26.362	111.1	1:51.280 (3)	78.71	0.835	10:30:19.742
4 -		35.099	85.7	49.684	74.1	26.715	111.8	1:51.498	78.56	1.053	10:32:11.240
5 -		34.958	83.7	49.908	74.2	27.167	112.9	1:52.033	78.18	1.588	10:34:03.273
6 -		35.050	86.2	50.275	78.8	26.616	112.9	1:51.941	78.25	1.496	10:35:55.214
7 -		34.868	85.7	49.196	77.9	26.381	112.4	1:50.445 (1)	79.31		10:37:45.659
8 -		35.085	85.9	49.403	76.4	26.618	111.6	1:51.106 (2)	78.84	0.661	10:39:36.765

P4		72 C		Jim DEAN			Lotus Europa				
IDEAL LAP TIME : 1:50.420		BEST LAP TIME : 1:50.532			DIFFERENCE : 0.112						
LAP		SECTOR 1	SECTOR 2		SECTOR 3		LAP TIME	MPH	DIFF	TIME OF DAY	
1 -	OUTLAP	70.9	57.207	62.0	28.647	106.1	2:06.765	69.10	16.233	10:26:23.080	
2 -		36.280	83.7	50.232	71.5	26.906	109.4	1:53.418 (3)	77.23	2.886	10:28:16.498
3 -		34.827	87.7	49.882	72.7	26.449	110.0	1:51.158 (2)	78.80	0.626	10:30:07.656
4 -		34.939	91.0	49.295	73.4	26.298	110.9	1:50.532 (1)	79.25		10:31:58.188
5 -		35.102	83.9	52.998	68.8	27.964	109.6	1:56.064	75.47	5.532	10:33:54.252
6 -		36.312	86.2	1:01.429	59.9	31.423	90.4	2:09.164	67.81	18.632	10:36:03.416

P5		45 I		Rupert ASHDOWN			Lotus Elan				
IDEAL LAP TIME : 1:51.181		BEST LAP TIME : 1:51.322			DIFFERENCE : 0.141						
LAP		SECTOR 1	SECTOR 2		SECTOR 3		LAP TIME	MPH	DIFF	TIME OF DAY	
1 -	OUTLAP	77.9	53.485	69.1	27.400	109.1	2:01.418	72.14	10.096	10:27:21.511	
2 -		36.841	81.7	55.957	63.4	27.863	112.2	2:00.661	9.339	10:29:22.172	
3 -		36.243	83.5	50.486	74.3	26.661	115.1	1:53.390	77.25	2.068	10:31:15.562
4 -		35.248	85.1	52.231	72.4	26.766	115.3	1:54.245	76.67	2.923	10:33:09.807
5 -		35.135	85.3	51.131	69.6	27.504	112.9	1:53.770	76.99	2.448	10:35:03.577
6 -		35.478	85.2	50.742	72.1	26.645	114.1	1:52.865 (3)	77.61	1.543	10:36:56.442
7 -		34.932	87.4	49.604	76.1	26.786	113.5	1:51.322 (1)	78.68		10:38:47.764
8 -		35.146	85.3	49.813	71.5	27.127	113.9	1:52.086 (2)	78.15	0.764	10:40:39.850

Weather / Track : Sunny / Dry

Brands Hatch GP

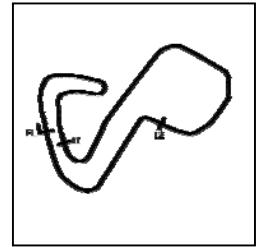
Circuit Length = 2.4332 miles

Start: 10:23 Flag 10:38 End: 10:41

Legends of Brands Hatch Superprix

HSCC 70's Road Sports

QUALIFYING - RACE 16 - SECTOR ANALYSIS



SECTOR 1 = FL to I1, SECTOR 2 = I1 to I2, SECTOR 3 = I2 to FL, DIFF = Difference To Personal Best Lap, P = Crossed Finish Line in Pit Lane, D = Time Disallowed

P6 151 B		John DICKSON					Ferrari 308 GTB			
IDEAL LAP TIME : 1:50.743		BEST LAP TIME : 1:51.357					DIFFERENCE : 0.614			
LAP	SECTOR 1	SECTOR 2		SECTOR 3		LAP TIME	MPH	DIFF	TIME OF DAY	
1 -	OUTLAP	73.2	55.347	68.1	28.353	108.0	2:05.505	69.79	14.148	10:26:58.368
2 -	37.569	79.4	52.243	74.6	27.605	111.6	1:57.417	74.60	6.060	10:28:55.785
3 -	35.979	83.9	50.444	76.8	26.112	115.1	1:52.535 (3)	77.84	1.178	10:30:48.320
4 -	35.118	82.8	50.156	77.4	26.083	114.7	1:51.357 (1)	78.66		10:32:39.677
5 -	34.831	90.5	49.829	79.1	26.803	105.8	1:51.463 (2)	78.58	0.106	10:34:31.140

P7 114 B		Jai SHARMA					Ferrari 308 GTB			
IDEAL LAP TIME : 1:52.127		BEST LAP TIME : 1:52.127					DIFFERENCE : 0.000			
LAP	SECTOR 1	SECTOR 2		SECTOR 3		LAP TIME	MPH	DIFF	TIME OF DAY	
1 -	OUTLAP	59.9	56.618	60.8	28.683	107.7	2:52.070	50.90	59.943	10:28:07.160
2 -	37.958	85.4	51.757	69.1	26.805	109.6	1:56.520	75.17	4.393	10:30:03.680
3 -	35.443	85.8	50.025	67.5	26.659	103.0	1:52.127 (1)	78.12		10:31:55.807
4 -	36.247	84.2	51.740	71.6	27.585	107.7	1:55.572	75.79	3.445	10:33:51.379
5 -	36.068	87.1	50.847	68.0	26.827	110.5	1:53.742 (2)	77.01	1.615	10:35:45.121
6 -	35.913	83.6	51.110	65.5	27.400	108.5	1:54.423 (3)	76.55	2.296	10:37:39.544
7 -	36.407	81.4	52.185	63.3	27.669	109.8	1:56.261	75.34	4.134	10:39:35.805

P8 2 A		Adam BAGNALL					Jaguar E-type S2 FHC			
IDEAL LAP TIME : 1:52.827		BEST LAP TIME : 1:53.252					DIFFERENCE : 0.425			
LAP	SECTOR 1	SECTOR 2		SECTOR 3		LAP TIME	MPH	DIFF	TIME OF DAY	
1 -	OUTLAP	68.8	55.551	55.0	27.991	112.7	2:05.754	69.65	12.502	10:27:10.832
2 -	36.770	71.9	52.225	67.3	26.602	115.5	1:55.597	75.77	2.345	10:29:06.429
3 -	35.549	80.4	51.286	67.5	26.417	115.5	1:53.252 (1)	77.34		10:30:59.681
4 -	35.782	86.1	50.861	67.7	26.667	113.3	1:53.310 (2)	77.30	0.058	10:32:52.991
5 -	36.321	78.7	52.155	69.1	26.884	113.7	1:55.360	75.93	2.108	10:34:48.351
6 -	36.210	81.1	51.413	71.3	26.419	114.3	1:54.042 (3)	76.81	0.790	10:36:42.393
7 -	35.849	83.6	52.941	70.1	27.074	113.1	1:55.864	75.60	2.612	10:38:38.257
8 -	35.998	79.7	53.227	67.5	27.130	101.3	1:56.355	75.28	3.103	10:40:34.612

P9 37 B		Nic STRONG					Marcos GT			
IDEAL LAP TIME : 1:53.049		BEST LAP TIME : 1:53.361					DIFFERENCE : 0.312			
LAP	SECTOR 1	SECTOR 2		SECTOR 3		LAP TIME	MPH	DIFF	TIME OF DAY	
1 -	OUTLAP	81.6	55.930	70.4	30.161	109.2	2:08.328	68.26	14.967	10:26:59.837
2 -	37.320	77.7	53.245	70.0	27.854	115.7	1:58.419	73.97	5.058	10:28:58.256
3 -	35.950	80.6	51.715	72.1	26.562	115.9	1:54.227 (3)	76.68	0.866	10:30:52.483
4 -	36.077	77.4	51.721	69.6	26.695	115.7	1:54.493	76.50	1.132	10:32:46.976
5 -	35.335	84.0	51.371	73.4	26.655	116.9	1:53.361 (1)	77.27		10:34:40.337
6 -	35.857	84.0	51.680	67.7	26.584	117.1	1:54.121 (2)	76.75	0.760	10:36:34.458
7 -	36.989	77.6	52.186	72.5	26.343	118.5	1:55.518	75.83	2.157	10:38:29.976
8 -	36.038	77.7	51.838	71.7	26.611	118.7	1:54.487	76.51	1.126	10:40:24.463

P10 131 A		Mark BENNETT					MGB GTV8			
IDEAL LAP TIME : 1:53.375		BEST LAP TIME : 1:53.375					DIFFERENCE : 0.000			
LAP	SECTOR 1	SECTOR 2		SECTOR 3		LAP TIME	MPH	DIFF	TIME OF DAY	
1 -	OUTLAP	73.1	54.056	61.7	29.122	104.2	2:04.446	70.39	11.071	10:26:52.197
2 -	37.708	78.5	52.466	70.8	27.330	110.3	1:57.504	74.54	4.129	10:28:49.701
3 -	35.684	81.0	51.454	74.8	27.090	110.9	1:54.228 (2)	76.68	0.853	10:30:43.929
4 -	35.605	84.3	50.755	75.6	27.015	111.1	1:53.375 (1)	77.26		10:32:37.304
5 -	38.077	83.8	52.687	70.3	27.830	112.0	1:58.594	73.86	5.219	10:34:35.898
6 -	36.330	81.2	51.625	72.8	27.169	108.9	1:55.124	76.09	1.749	10:36:31.022
7 -	36.210	84.2	51.059	73.9	27.090	111.1	1:54.359 (3)	76.59	0.984	10:38:25.381
8 -	36.179	78.3	51.413	69.5	27.451	109.4	1:55.043	76.14	1.668	10:40:20.424

Weather / Track : Sunny / Dry

Brands Hatch GP

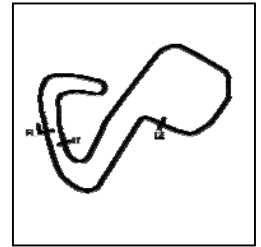
Circuit Length = 2.4332 miles

Start: 10:23 Flag 10:38 End: 10:41

Legends of Brands Hatch Superprix

HSCC 70's Road Sports

QUALIFYING - RACE 16 - SECTOR ANALYSIS



SECTOR 1 = FL to I1, SECTOR 2 = I1 to I2, SECTOR 3 = I2 to FL, DIFF = Difference To Personal Best Lap, P = Crossed Finish Line in Pit Lane, D = Time Disallowed

P11 42 B		Dave KARASKAS					TVR 3000M			
IDEAL LAP TIME : 1:53.094		BEST LAP TIME : 1:54.377					DIFFERENCE : 1.283			
LAP		SECTOR 1	SECTOR 2		SECTOR 3		LAP TIME	MPH	DIFF	TIME OF DAY
1 -	OUTLAP	66.0	59.315	53.1	29.913	96.4	2:13.648	65.54	19.271	10:26:52.326
2 -		38.676	73.9	54.204	65.5	28.120	108.5	72.39	6.623	10:28:53.326
3 -		36.211	84.0	51.169	71.6	26.997	110.9	1:54.377 (1)	76.58	10:30:47.703
4 -		37.939	71.6	52.127	70.8	27.173	108.7	1:57.239 (3)	74.71	10:32:44.942
5 -		35.956	84.9	54.932	57.8	IN PIT		3:49.466 P	38.17	1:55.089 10:36:34.408
6 -	OUTLAP	84.8	51.210	77.5	26.871	111.8	1:58.077	74.18	3.700	10:38:32.485
7 -		35.054	85.2	52.271	63.9	27.699	111.4	1:55.024 (2)	0.647	10:40:27.509

P12 11 C		Howard PAYNE					Lotus Europa			
IDEAL LAP TIME : 1:54.631		BEST LAP TIME : 1:54.631					DIFFERENCE : 0.000			
LAP		SECTOR 1	SECTOR 2		SECTOR 3		LAP TIME	MPH	DIFF	TIME OF DAY
1 -	OUTLAP	60.3	1:00.406	58.7	29.885	105.5	2:18.674	63.16	24.043	10:27:01.617
2 -		37.412	75.4	55.461	68.1	27.869	108.0	72.55	6.111	10:29:02.359
3 -		36.769	79.4	52.620	71.9	27.529	107.8	74.92	2.287	10:30:59.277
4 -		37.140	77.2	52.598	72.4	27.268	109.1	1:57.006	74.86	10:32:56.283
5 -		35.346	78.7	52.174	72.2	27.111	109.1	1:54.631 (1)	76.41	10:34:50.914
6 -		35.475	75.2	52.245	73.9	27.565	108.0	1:55.285 (3)	75.98	0.654 10:36:46.199
7 -		35.676	80.5	52.381	67.9	27.828	105.1	1:55.885	75.59	1.254 10:38:42.084
8 -		35.515	79.4	52.519	72.3	27.221	107.8	1:55.255 (2)	76.00	0.624 10:40:37.339

P13 128 B		John HALL					Datsun 260Z			
IDEAL LAP TIME : 1:54.477		BEST LAP TIME : 1:55.150					DIFFERENCE : 0.673			
LAP		SECTOR 1	SECTOR 2		SECTOR 3		LAP TIME	MPH	DIFF	TIME OF DAY
1 -	OUTLAP	76.0	1:03.983	54.9	29.972	94.9	2:18.826	63.09	23.676	10:26:51.672
2 -		40.053	75.7	56.427	68.3	28.959	104.0	69.83	10.289	10:28:57.111
3 -		36.289	84.8	54.361	67.9	27.632	105.8	74.05	3.132	10:30:55.393
4 -		35.880	82.7	52.967	73.9	27.708	106.6	1:56.555 (3)	75.15	1.405 10:32:51.948
5 -		35.579	84.9	52.049	76.5	28.731	102.1	1:56.359 (2)	75.28	1.209 10:34:48.307
6 -		37.656	77.9	53.705	75.1	27.177	107.7	1:58.538	73.89	3.388 10:36:46.845
7 -		35.749	84.5	53.061	69.3	28.143	108.5	1:56.953	74.90	1.803 10:38:43.798
8 -		35.866	83.4	51.721	68.8	27.563	105.6	1:55.150 (1)	76.07	10:40:38.948

P14 74 D		Mike NEUMANN					Alfa Romeo 2000 GTV			
IDEAL LAP TIME : 1:55.709		BEST LAP TIME : 1:55.709					DIFFERENCE : 0.000			
LAP		SECTOR 1	SECTOR 2		SECTOR 3		LAP TIME	MPH	DIFF	TIME OF DAY
1 -	OUTLAP	73.3	56.305	69.8	29.184	97.6	2:06.776	69.09	11.067	10:27:09.595
2 -		37.771	70.0	55.848	64.7	29.517	96.8	71.13	7.427	10:29:12.731
3 -		36.771	79.8	52.614	73.4	27.842	99.5	74.72	1.518	10:31:09.958
4 -		36.844	80.1	52.503	75.6	27.853	98.6	1:57.200 (3)	74.74	1.491 10:33:07.158
5 -		36.112	79.8	52.238	70.8	28.521	99.4	1:56.871 (2)	74.95	1.162 10:35:04.029
6 -		37.297	76.8	56.032	66.8	28.725	98.3	2:02.054	71.77	6.345 10:37:06.083
7 -		36.105	80.0	51.777	75.1	27.827	99.7	1:55.709 (1)	75.70	10:39:01.792

P15 38 I		Alan BULL					Porsche 924			
IDEAL LAP TIME : 1:56.510		BEST LAP TIME : 1:56.568					DIFFERENCE : 0.058			
LAP		SECTOR 1	SECTOR 2		SECTOR 3		LAP TIME	MPH	DIFF	TIME OF DAY
1 -	OUTLAP	76.8	53.924	68.4	29.588	99.2	2:03.970	70.66	7.402	10:27:21.000
2 -		35.933	78.8	57.660	63.0	29.047	99.4	71.42	6.072	10:29:23.640
3 -		36.373	76.6	57.111	74.7	28.602	98.5	71.75	5.518	10:31:25.726
4 -		35.910	77.3	52.839	76.9	28.310	98.3	1:57.059 (2)	74.83	0.491 10:33:22.785
5 -		36.036	78.2	53.608	73.8	28.021	99.2	74.44	1.097	10:35:20.450
6 -		36.034	78.3	53.026	74.6	28.176	98.8	1:57.236 (3)	74.71	0.668 10:37:17.686
7 -		35.747	78.0	52.742	72.6	28.079	98.5	1:56.568 (1)	75.14	10:39:14.254

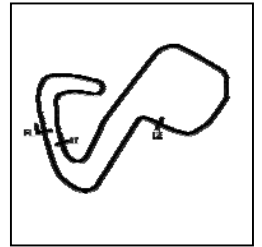
Weather / Track : Sunny / Dry

Brands Hatch GP
Circuit Length = 2.4332 miles
Start: 10:23 Flag 10:38 End: 10:41

Legends of Brands Hatch Superprix

HSCC 70's Road Sports

QUALIFYING - RACE 16 - SECTOR ANALYSIS



SECTOR 1 = FL to I1, SECTOR 2 = I1 to I2, SECTOR 3 = I2 to FL, DIFF = Difference To Personal Best Lap, P = Crossed Finish Line in Pit Lane, D = Time Disallowed

P16 14 C		Chris HOLLAND					Lotus Seven S4			
IDEAL LAP TIME : 1:57.584		BEST LAP TIME : 1:57.970					DIFFERENCE : 0.386			
LAP	SECTOR 1	SECTOR 2		SECTOR 3		LAP TIME	MPH	DIFF	TIME OF DAY	
1 -	OUTLAP	74.0	58.216	55.5	29.940	105.3	2:12.830	65.94	14.860	10:27:02.345
2 -	38.196	75.6	55.789	65.7	28.191	106.1	2:02.176	71.69	4.206	10:29:04.521
3 -	37.031	80.7	53.823	68.1	28.199	105.0	1:59.053 (3)	73.57	1.083	10:31:03.574
4 -	37.721	78.9	53.943	67.9	28.263	104.8	1:59.927	73.04	1.957	10:33:03.501
5 -	38.063	76.8	53.655	70.1	28.222	103.7	1:59.940	73.03	1.970	10:35:03.441
6 -	37.662	78.6	52.983	72.6	27.570	104.5	1:58.215 (2)	74.10	0.245	10:37:01.656
7 -	37.377	79.5	53.020	73.1	27.573	103.5	1:57.970 (1)	74.25		10:38:59.626

P17 12 I		Johan DENEKAMP					Marcos 1800 GT			
IDEAL LAP TIME : 1:57.177		BEST LAP TIME : 1:58.158					DIFFERENCE : 0.981			
LAP	SECTOR 1	SECTOR 2		SECTOR 3		LAP TIME	MPH	DIFF	TIME OF DAY	
1 -	OUTLAP	70.6	1:00.688	58.8	31.768	95.4	2:22.075	61.65	23.917	10:28:19.682
2 -	40.229	75.5	56.256	65.3	29.250	98.2	2:05.735	69.66	7.577	10:30:25.417
3 -	38.887	78.2	53.400	69.1	28.481	103.2	2:00.768	72.53	2.610	10:32:26.185
4 -	37.603	79.8	52.995	71.3	28.510	103.2	1:59.108	73.54	0.950	10:34:25.293
5 -	37.711	79.3	52.864	70.5	27.730	106.1	1:58.305 (2)	74.04	0.147	10:36:23.598
6 -	36.583	83.1	53.520	71.5	28.055	106.1	1:58.158 (1)	74.13		10:38:21.756
7 -	37.203	82.4	53.419	67.1	28.188	100.7	1:58.810 (3)	73.72	0.652	10:40:20.566

P18 96 I		Adam ROSS					Alfa Romeo 1750 Spider Veloce			
IDEAL LAP TIME : 1:57.894		BEST LAP TIME : 1:58.563					DIFFERENCE : 0.669			
LAP	SECTOR 1	SECTOR 2		SECTOR 3		LAP TIME	MPH	DIFF	TIME OF DAY	
1 -	OUTLAP	78.4	53.419	70.6	28.116	101.0	2:04.932	70.11	6.369	10:28:35.080
2 -	37.360	82.0	53.276	74.1	27.927	101.9	1:58.563 (1)	73.88		10:30:33.643
3 -	37.336	82.1	53.599	69.6	28.076	101.3	1:59.011 (2)	73.60	0.448	10:32:32.654
4 -	38.193	75.2	53.506	69.3	28.502	102.1	2:00.201	72.87	1.638	10:34:32.855
5 -	38.246	78.6	53.949	76.3	27.757	102.9	1:59.952 (3)	73.02	1.389	10:36:32.807
6 -	39.536	74.3	55.470	76.3	27.662	102.1	2:02.668	71.41	4.105	10:38:35.475
7 -	36.956	80.8	55.716	72.0	27.761	102.9	2:00.433	72.73	1.870	10:40:35.908

P19 4 D		Ken RORRISON					Alfa Romeo 2000 GTV			
IDEAL LAP TIME : 1:58.423		BEST LAP TIME : 1:58.823					DIFFERENCE : 0.400			
LAP	SECTOR 1	SECTOR 2		SECTOR 3		LAP TIME	MPH	DIFF	TIME OF DAY	
1 -	OUTLAP	71.1	57.249	65.0	30.116	93.7	2:13.452	65.64	14.629	10:27:21.206
2 -	38.704	76.5	56.224	52.9	31.325	96.5	2:06.253	69.38	7.430	10:29:27.459
3 -	37.653	77.1	54.489	71.7	29.900	98.8	2:02.042	71.77	3.219	10:31:29.501
4 -	37.094	76.8	53.009	68.8	28.839	98.8	1:58.942 (2)	73.64	0.119	10:33:28.443
5 -	36.761	77.5	53.409	69.0	28.653	98.6	1:58.823 (1)	73.72		10:35:27.266
6 -	36.789	78.0	54.028	70.2	28.792	98.6	1:59.609 (3)	73.23	0.786	10:37:26.875
7 -	40.435	77.9	54.054	69.5	28.983	98.8	2:03.472	70.94	4.649	10:39:30.347

P20 61 D		Lawrence ALEXANDER					Alfa Romeo GTV			
IDEAL LAP TIME : 1:59.005		BEST LAP TIME : 1:59.345					DIFFERENCE : 0.340			
LAP	SECTOR 1	SECTOR 2		SECTOR 3		LAP TIME	MPH	DIFF	TIME OF DAY	
1 -	OUTLAP	73.5	56.433	65.2	29.240	100.6	2:06.605	69.19	7.260	10:27:07.751
2 -	39.409	75.1	55.594	62.5	30.279	97.9	2:05.282	69.92	5.937	10:29:13.033
3 -	37.309	79.1	54.190	68.4	28.859	99.1	2:00.358	72.78	1.013	10:31:13.391
4 -	36.850	78.4	55.384	69.0	28.608	99.4	2:00.842	72.49	1.497	10:33:14.233
5 -	36.655	77.4	54.567	67.7	28.884	98.2	2:00.106 (3)	72.93	0.761	10:35:14.339
6 -	36.854	78.4	53.742	65.9	28.749	99.1	1:59.345 (1)	73.39		10:37:13.684
7 -	36.658	78.5	54.079	63.9	28.797	98.9	1:59.534 (2)	73.28	0.189	10:39:13.218

P21 56 D		Sarah HUTCHISON					Lancia Beta			
IDEAL LAP TIME : 1:59.761		BEST LAP TIME : 2:00.016					DIFFERENCE : 0.255			
LAP	SECTOR 1	SECTOR 2		SECTOR 3		LAP TIME	MPH	DIFF	TIME OF DAY	

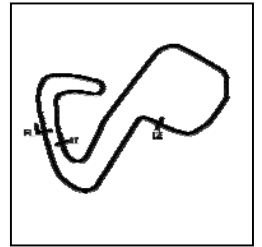
Weather / Track : Sunny / Dry

Brands Hatch GP
Circuit Length = 2.4332 miles
Start: 10:23 Flag 10:38 End: 10:41

Legends of Brands Hatch Superprix

HSCC 70's Road Sports

QUALIFYING - RACE 16 - SECTOR ANALYSIS



SECTOR 1 = FL to I1, SECTOR 2 = I1 to I2, SECTOR 3 = I2 to FL, DIFF = Difference To Personal Best Lap, P = Crossed Finish Line in Pit Lane, D = Time Disallowed

Lap	OUTLAP	S1	S2	S3	FL	MPH	LAP TIME	MPH	DIFF	TIME OF DAY
1 -	OUTLAP	71.4	58.242	57.3	30.202	99.4	2:15.819	64.49	15.803	10:26:27.905
2 -	37.780	76.5	55.175	67.9	28.775	101.2	2:01.730 (3)	71.96	1.714	10:28:29.635
3 -	37.302	77.9	55.005	67.1	29.030	100.4	2:01.337 (2)	72.19	1.321	10:30:30.972
4 -	37.969	76.7	55.211	66.5	28.874	99.8	2:02.054	71.77	2.038	10:32:33.026
5 -	37.390	77.9	56.344	65.5	28.665	100.6	2:02.399	71.56	2.383	10:34:35.425
6 -	38.207	73.5	55.881	69.1	28.629	101.0	2:02.717	71.38	2.701	10:36:38.142
7 -	37.919	77.0	58.350	58.1	29.679	98.8	2:05.948	69.55	5.932	10:38:44.090
8 -	37.557	78.4	54.105	70.4	28.354	101.9	2:00.016 (1)	72.98		10:40:44.106

P22 28 D		Simon BAINES				Porsche 924				
IDEAL LAP TIME : 2:00.307		BEST LAP TIME : 2:00.563				DIFFERENCE : 0.256				
LAP	SECTOR 1	SECTOR 2	SECTOR 3	LAP TIME	MPH	DIFF	TIME OF DAY			
1 -	OUTLAP	66.4	1:03.002	55.5	32.028	93.7	2:20.112	62.52	19.549	10:27:14.389
2 -	39.516	74.5	59.962	66.7	31.833	93.7	2:11.311	66.71	10.748	10:29:25.700
3 -	38.671	75.8	58.189	67.1	29.913	96.4	2:06.773	69.09	6.210	10:31:32.473
4 -	37.796	75.2	55.232	67.7	29.712	97.2	2:02.740	71.36	2.177	10:33:35.213
5 -	37.375	76.6	54.948	68.5	29.094	97.6	2:01.417 (3)	72.14	0.854	10:35:36.630
6 -	37.228	76.3	54.354	71.0	28.981	97.8	2:00.563 (1)	72.65		10:37:37.193
7 -	36.972	77.0	54.586	66.1	29.605	98.8	2:01.163 (2)	72.29	0.600	10:39:38.356

P23 25 D		William JENKINS				Porsche 914-6				
IDEAL LAP TIME :		BEST LAP TIME : 2:03.969				DIFFERENCE :				
LAP	SECTOR 1	SECTOR 2	SECTOR 3	LAP TIME	MPH	DIFF	TIME OF DAY			
1 -				2:12.805	65.96	8.836	10:29:01.476			
2 -				2:07.540	68.68	3.571	10:31:09.016			
3 -				2:07.553	68.67	3.584	10:33:16.569			
4 -				2:06.067 (2)	69.48	2.098	10:35:22.636			
5 -				2:03.969 (1)	70.66		10:37:26.605			
6 -				2:07.296 (3)	68.81	3.327	10:39:33.901			

P24 10 C		Nigel ASHLEY				Lotus Europa				
IDEAL LAP TIME : 2:11.129		BEST LAP TIME : 2:11.143				DIFFERENCE : 0.014				
LAP	SECTOR 1	SECTOR 2	SECTOR 3	LAP TIME	MPH	DIFF	TIME OF DAY			
1 -	OUTLAP	59.0	1:02.190	57.7	33.937	83.4	2:29.670	58.52	18.527	10:27:11.554
2 -	41.207	67.5	1:02.951	52.1	33.956	86.5	2:18.114	63.42	6.971	10:29:29.668
3 -	41.241	67.7	59.094	65.0	31.805	88.6	2:12.140 (2)	66.29	0.997	10:31:41.808
4 -	41.008	68.5	58.934	64.5	32.251	88.3	2:12.193 (3)	66.26	1.050	10:33:54.001
5 -	40.993	69.4	59.703	61.3	31.876	88.1	2:12.572	66.07	1.429	10:36:06.573
6 -	41.857	65.9	59.527	62.8	31.463	87.9	2:12.847	65.93	1.704	10:38:19.420
7 -	40.955	69.3	58.948	64.0	31.240	89.0	2:11.143 (1)	66.79		10:40:30.563

P25 44 I		Tom OWEN				Datsun 240Z				
IDEAL LAP TIME : 2:11.065		BEST LAP TIME : 2:11.337				DIFFERENCE : 0.272				
LAP	SECTOR 1	SECTOR 2	SECTOR 3	LAP TIME	MPH	DIFF	TIME OF DAY			
1 -	45.141	1:03.481	60.1	32.518	2:21.140	62.06	9.803	10:29:17.075		
2 -	42.045	1:05.490	58.6	31.928	2:19.463	62.81	8.126	10:31:36.538		
3 -	41.182	67.9	1:00.761	60.2	31.279		2:13.222 (2)	65.75	1.885	10:33:49.760
4 -	41.488		1:02.460	59.3	31.174		2:15.122 (3)	64.82	3.785	10:36:04.882
5 -	43.096	64.2	1:03.953	61.9	32.500		2:19.549	62.77	8.212	10:38:24.431
6 -	40.320	70.3	59.571	62.6	31.446		2:11.337 (1)	66.69		10:40:35.768

P26 22 I		Julian REICHMAN				MG Midget				
IDEAL LAP TIME :		BEST LAP TIME : 2:15.611				DIFFERENCE :				
LAP	SECTOR 1	SECTOR 2	SECTOR 3	LAP TIME	MPH	DIFF	TIME OF DAY			
1 -				2:23.176	61.18	7.565	10:29:13.938			
2 -				2:18.756	63.13	3.145	10:31:32.694			
3 -				2:15.611 (1)	64.59		10:33:48.305			
4 -				2:20.371	62.40	4.760	10:36:08.676			
5 -				2:17.291 (3)	63.80	1.680	10:38:25.967			

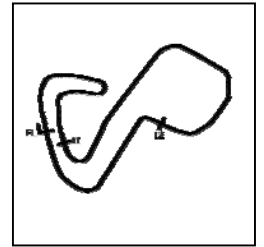
Weather / Track : Sunny / Dry

Brands Hatch GP
Circuit Length = 2.4332 miles
Start: 10:23 Flag 10:38 End: 10:41

Legends of Brands Hatch Superprix

HSCC 70's Road Sports

QUALIFYING - RACE 16 - SECTOR ANALYSIS



SECTOR 1 = FL to I1, SECTOR 2 = I1 to I2, SECTOR 3 = I2 to FL, DIFF = Difference To Personal Best Lap, P = Crossed Finish Line in Pit Lane, D = Time Disallowed
 6 - 2:16.587 (2) 64.13 0.976 10:40:42.554

P27		3 D		Pete CONNELL		Porsche 924			
IDEAL LAP TIME : 2:16.860		BEST LAP TIME : 2:18.122		DIFFERENCE : 1.262					
LAP		SECTOR 1	SECTOR 2		SECTOR 3	LAP TIME	MPH	DIFF	TIME OF DAY
1 -	OUTLAP	66.0	1:04.887	49.2	34.770	2:28.131	59.13	10.009	10:27:05.277
2 -		42.564	65.0	1:06.711	46.1	34.646	2:23.921	5.799	10:29:29.198
3 -		44.562	68.2	1:04.195	59.5	32.440	2:21.197	3.075	10:31:50.395
4 -		42.899	65.3	1:02.984	49.8	32.459	2:18.342 (2)	0.220	10:34:08.737
5 -		43.153	65.1	1:04.338	55.0	32.231	2:19.722	1.600	10:36:28.459
6 -		42.044	67.0	1:03.306	60.6	33.724	2:19.074 (3)	0.952	10:38:47.533
7 -		42.344	67.4	1:02.585	56.4	33.193	2:18.122 (1)	63.42	10:41:05.655

Legends of Brands Hatch Superprix

HSCC 70's Road Sports

QUALIFYING - RACE 16 - BEST SECTORS

SECTOR 1			SECTOR 2			SECTOR 3			IDEAL / BEST COMPARISON						
POS	NO	NAME	TIME	NO	NAME	TIME	NO	NAME	TIME	POS	NO	NAME	IDEAL	BEST	DIFF
													PERFECT LAP	1:48.121	
1	1	CLARK	33.859	1	CLARK	48.446	1	CLARK	25.816	1	1	CLARK	1:48.121	1:48.787	0.666
2	19	LEVERETT	34.090	19	LEVERETT	48.704	19	LEVERETT	26.061	2	19	LEVERETT	1:48.855	1:48.868	0.013
3	72	DEAN	34.827	20	LEVERETT	49.196	151	DICKSON	26.083	3	72	DEAN	1:50.420	1:50.532	0.112
4	151	DICKSON	34.831	72	DEAN	49.295	72	DEAN	26.298	4	20	LEVERETT	1:50.426	1:50.445	0.019
5	20	LEVERETT	34.868	45	ASHDOWN	49.604	37	STRONG	26.343	5	151	DICKSON	1:50.743	1:51.357	0.614
6	45	ASHDOWN	34.932	151	DICKSON	49.829	20	LEVERETT	26.362	6	45	ASHDOWN	1:51.181	1:51.322	0.141
7	42	KARASKAS	35.054	114	SHARMA	50.025	2	BAGNALL	26.417	7	114	SHARMA	1:52.127	1:52.127	0.000
8	37	STRONG	35.335	131	BENNETT	50.755	45	ASHDOWN	26.645	8	2	BAGNALL	1:52.827	1:53.252	0.425
9	11	PAYNE	35.346	2	BAGNALL	50.861	114	SHARMA	26.659	9	37	STRONG	1:53.049	1:53.361	0.312
10	114	SHARMA	35.443	42	KARASKAS	51.169	42	KARASKAS	26.871	10	42	KARASKAS	1:53.094	1:54.377	1.283
11	2	BAGNALL	35.549	37	STRONG	51.371	131	BENNETT	27.015	11	131	BENNETT	1:53.375	1:53.375	0.000
12	128	HALL	35.579	128	HALL	51.721	11	PAYNE	27.111	12	128	HALL	1:54.477	1:55.150	0.673
13	131	BENNETT	35.605	74	NEUMANN	51.777	128	HALL	27.177	13	11	PAYNE	1:54.631	1:54.631	0.000
14	38	BULL	35.747	11	PAYNE	52.174	14	HOLLAND	27.570	14	74	NEUMANN	1:55.709	1:55.709	0.000
15	74	NEUMANN	36.105	38	BULL	52.742	96	ROSS	27.662	15	38	BULL	1:56.510	1:56.568	0.058
16	12	DENEKAMP	36.583	12	DENEKAMP	52.864	12	DENEKAMP	27.730	16	12	DENEKAMP	1:57.177	1:58.158	0.981
17	61	ALEXANDER	36.655	14	HOLLAND	52.983	74	NEUMANN	27.827	17	14	HOLLAND	1:57.584	1:57.970	0.386
18	4	RORRISON	36.761	4	RORRISON	53.009	38	BULL	28.021	18	96	ROSS	1:57.894	1:58.563	0.669
19	96	ROSS	36.956	96	ROSS	53.276	56	HUTCHISON	28.354	19	4	RORRISON	1:58.423	1:58.823	0.400
20	28	BAINES	36.972	61	ALEXANDER	53.742	61	ALEXANDER	28.608	20	61	ALEXANDER	1:59.005	1:59.345	0.340
21	14	HOLLAND	37.031	56	HUTCHISON	54.105	4	RORRISON	28.653	21	56	HUTCHISON	1:59.761	2:00.016	0.255
22	56	HUTCHISON	37.302	28	BAINES	54.354	28	BAINES	28.981	22	28	BAINES	2:00.307	2:00.563	0.256
23	44	OWEN	40.320	10	ASHLEY	58.934	44	OWEN	31.174	23	44	OWEN	2:11.065	2:11.337	0.272
24	10	ASHLEY	40.955	44	OWEN	59.571	10	ASHLEY	31.240	24	10	ASHLEY	2:11.129	2:11.143	0.014
25	3	CONNELL	42.044	3	CONNELL	1:02.585	3	CONNELL	32.231	25	3	CONNELL	2:16.860	2:18.122	1.262
26										26	25	JENKINS		2:03.969	
27										27	22	REICHMAN		2:15.611	

Weather / Track : Sunny / Dry

Results can be found at www.tsl-timing.com

Brands Hatch GP

Circuit Length = 2.4332 miles

Start: 10:23 Flag 10:38 End: 10:41

Printed - 10:43 Sunday, 30 June 2019

Legends of Brands Hatch Superprix

HSCC 70's Road Sports

QUALIFYING - RACE 16 - BEST SPEEDS

POS	INTERMEDIATE 1			INTERMEDIATE 2			FINISH LINE		
	NO	NAME	MPH	NO	NAME	MPH	NO	NAME	MPH
1	72	DEAN	91.0	1	CLARK	80.5	37	STRONG	118.7
2	151	DICKSON	90.5	20	LEVERETT	79.1	2	BAGNALL	115.5
3	1	CLARK	89.0	151	DICKSON	79.1	45	ASHDOWN	115.3
4	19	LEVERETT	88.8	42	KARASKAS	77.5	151	DICKSON	115.1
5	45	ASHDOWN	87.4	38	BULL	76.9	20	LEVERETT	112.9
6	114	SHARMA	87.1	128	HALL	76.5	1	CLARK	112.4
7	20	LEVERETT	86.2	96	ROSS	76.3	131	BENNETT	112.0
8	2	BAGNALL	86.1	45	ASHDOWN	76.1	42	KARASKAS	111.8
9	42	KARASKAS	85.2	131	BENNETT	75.6	19	LEVERETT	111.1
10	128	HALL	84.9	74	NEUMANN	75.6	72	DEAN	110.9
11	131	BENNETT	84.3	19	LEVERETT	75.5	114	SHARMA	110.5
12	37	STRONG	84.0	11	PAYNE	73.9	11	PAYNE	109.1
13	12	DENEKAMP	83.1	72	DEAN	73.4	128	HALL	108.5
14	96	ROSS	82.1	37	STRONG	73.4	14	HOLLAND	106.1
15	14	HOLLAND	80.7	14	HOLLAND	73.1	12	DENEKAMP	106.1
16	11	PAYNE	80.5	4	RORRISON	71.7	96	ROSS	102.9
17	74	NEUMANN	80.1	114	SHARMA	71.6	56	HUTCHISON	101.9
18	61	ALEXANDER	79.1	12	DENEKAMP	71.5	61	ALEXANDER	100.6
19	38	BULL	78.8	2	BAGNALL	71.3	74	NEUMANN	99.7
20	56	HUTCHISON	78.4	28	BAINES	71.0	38	BULL	99.4
21	4	RORRISON	78.0	56	HUTCHISON	70.4	4	RORRISON	98.8
22	28	BAINES	77.0	61	ALEXANDER	69.0	28	BAINES	98.8
23	44	OWEN	70.3	10	ASHLEY	65.0	10	ASHLEY	89.0
24	10	ASHLEY	69.4	44	OWEN	62.6			
25	3	CONNELL	68.2	3	CONNELL	60.6			
26									
27									

Weather / Track : Sunny / Dry

Results can be found at www.tsl-timing.com

Brands Hatch GP
Circuit Length = 2.4332 miles
Start: 10:23 Flag 10:38 End: 10:41

Printed - 10:44 Sunday, 30 June 2019

Legends of Brands Hatch Superprix

HSCC 70's Road Sports

QUALIFYING - RACE 16 - STATISTICS

Competitors Started 27
Planned Start 2019-06-30 @ 10:25:00.000
Actual Start 2019-06-30 @ 10:23:57.353
Finish Time 2019-06-30 @ 10:38:58.624
Track Length 2.4332mi.
Total Laps 193
Total Distance Covered 469.6248mi.

Session Fastest Lap History

NO	CL	NAME	LAP TIME	TIME OF DAY	LAP	VEHICLE
19	C	Will LEVERETT	1:50.722	10:28:09.421	2	Lotus Europa
19	C	Will LEVERETT	1:50.348	10:29:59.771	3	Lotus Europa
19	C	Will LEVERETT	1:49.103	10:31:48.873	4	Lotus Europa
1	C	Jeremy CLARK	1:49.015	10:32:01.328	4	Lotus Elan S4
19	C	Will LEVERETT	1:48.868	10:35:30.246	6	Lotus Europa
1	C	Jeremy CLARK	1:48.787	10:35:39.991	6	Lotus Elan S4

Flag History

TYPE	TIME OF DAY
GREEN	10:23:57.353
FINISH	10:38:58.624

Flag Statistics

TYPE	COUNT	TOTAL LAPS	TOTAL TIME
Green	1	8	18:02.393
Red	0	0	0.000
Safety Car	0	0	0.000
FCY	0	0	0.000

Weather / Track : Sunny / Dry

These results are provisional until the conclusion of any judicial and technical matters.

Brands Hatch GP

Circuit Length = 2.4332 miles

Start: 10:23 Flag 10:38 End: 10:41

Clerk Of Course : Julian Floyd

Timekeeper : Nick Palmer

Legends of Brands Hatch Superprix

HSCC 70's Road Sports

QUALIFYING - RACE 16 - STATISTICS

CLASS : A

2 Starters

Fastest Lap History

NO	NAME	LAP TIME	TIME OF DAY	LAP	VEHICLE
131	Mark BENNETT	1:57.504	10:28:49.711	2	MGB GTV8
2	Adam BAGNALL	1:55.597	10:29:06.441	2	Jaguar E-type S2 FHC
131	Mark BENNETT	1:54.228	10:30:43.939	3	MGB GTV8
2	Adam BAGNALL	1:53.252	10:30:59.694	3	Jaguar E-type S2 FHC

Weather / Track : Sunny / Dry

These results are provisional until the conclusion of any judicial and technical matters.

Brands Hatch GP

Circuit Length = 2.4332 miles

Start: 10:23 Flag 10:38 End: 10:41

Clerk Of Course : Julian Floyd

Timekeeper : Nick Palmer

Legends of Brands Hatch Superprix

HSCC 70's Road Sports

QUALIFYING - RACE 16 - STATISTICS

CLASS : B

5 Starters

Fastest Lap History

NO	NAME	LAP TIME	TIME OF DAY	LAP	VEHICLE
42	Dave KARASKAS	2:01.000	10:28:53.340	2	TVR 3000M
151	John DICKSON	1:57.417	10:28:55.797	2	Ferrari 308 GTB
114	Jai SHARMA	1:56.520	10:30:03.694	2	Ferrari 308 GTB
42	Dave KARASKAS	1:54.377	10:30:47.717	3	TVR 3000M
151	John DICKSON	1:52.535	10:30:48.331	3	Ferrari 308 GTB
114	Jai SHARMA	1:52.127	10:31:55.822	3	Ferrari 308 GTB
151	John DICKSON	1:51.357	10:32:39.688	4	Ferrari 308 GTB

Weather / Track : Sunny / Dry

These results are provisional until the conclusion of any judicial and technical matters.

Brands Hatch GP

Circuit Length = 2.4332 miles

Start: 10:23 Flag 10:38 End: 10:41

Clerk Of Course : Julian Floyd

Timekeeper : Nick Palmer

Legends of Brands Hatch Superprix

HSCC 70's Road Sports

QUALIFYING - RACE 16 - STATISTICS

CLASS : C

7 Starters

Fastest Lap History

NO	NAME	LAP TIME	TIME OF DAY	LAP	VEHICLE
19	Will LEVERETT	1:50.722	10:28:09.421	2	Lotus Europa
19	Will LEVERETT	1:50.348	10:29:59.771	3	Lotus Europa
19	Will LEVERETT	1:49.103	10:31:48.873	4	Lotus Europa
1	Jeremy CLARK	1:49.015	10:32:01.328	4	Lotus Elan S4
19	Will LEVERETT	1:48.868	10:35:30.246	6	Lotus Europa
1	Jeremy CLARK	1:48.787	10:35:39.991	6	Lotus Elan S4

Weather / Track : Sunny / Dry

These results are provisional until the conclusion of any judicial and technical matters.

Brands Hatch GP

Circuit Length = 2.4332 miles

Start: 10:23 Flag 10:38 End: 10:41

Clerk Of Course : Julian Floyd

Timekeeper : Nick Palmer

Legends of Brands Hatch Superprix

HSCC 70's Road Sports

QUALIFYING - RACE 16 - STATISTICS

CLASS : D

7 Starters

Fastest Lap History

NO	NAME	LAP TIME	TIME OF DAY	LAP	VEHICLE
56	Sarah HUTCHISON	2:01.730	10:28:29.648	2	Lancia Beta
56	Sarah HUTCHISON	2:01.337	10:30:30.985	3	Lancia Beta
74	Mike NEUMANN	1:57.227	10:31:09.971	3	Alfa Romeo 2000 GTV
74	Mike NEUMANN	1:57.200	10:33:07.171	4	Alfa Romeo 2000 GTV
74	Mike NEUMANN	1:56.871	10:35:04.042	5	Alfa Romeo 2000 GTV
74	Mike NEUMANN	1:55.709	10:39:01.804	7	Alfa Romeo 2000 GTV

Weather / Track : Sunny / Dry

These results are provisional until the conclusion of any judicial and technical matters.

Brands Hatch GP

Circuit Length = 2.4332 miles

Start: 10:23 Flag 10:38 End: 10:41

Clerk Of Course : Julian Floyd

Timekeeper : Nick Palmer

Legends of Brands Hatch Superprix

HSCC 70's Road Sports

QUALIFYING - RACE 16 - STATISTICS

CLASS : I

6 Starters

Fastest Lap History

NO	NAME	LAP TIME	TIME OF DAY	LAP	VEHICLE
22	Julian REICHMAN	2:23.176	10:29:13.938	1	MG Midget
44	Tom OWEN	2:21.140	10:29:17.075	1	Datsun 240Z
45	Rupert ASHDOWN	2:00.661	10:29:22.199	2	Lotus Elan
96	Adam ROSS	1:58.563	10:30:33.657	2	Alfa Romeo 1750 Spider Veloce
45	Rupert ASHDOWN	1:53.390	10:31:15.587	3	Lotus Elan
45	Rupert ASHDOWN	1:52.865	10:36:56.468	6	Lotus Elan
45	Rupert ASHDOWN	1:51.322	10:38:47.791	7	Lotus Elan

Weather / Track : Sunny / Dry

These results are provisional until the conclusion of any judicial and technical matters.

Brands Hatch GP

Circuit Length = 2.4332 miles

Start: 10:23 Flag 10:38 End: 10:41

Clerk Of Course : Julian Floyd

Timekeeper : Nick Palmer

Sheet No:



Legends of Brands Hatch Superprix

HSCC 70's Road Sports

RACE 16 - GRID (30 minutes)

ROW 14		27	2:18.122	3 Pete CONNELL			
ROW 13	25	2:11.337	44 Tom OWEN	26	2:15.611	22 Julian REICHMAN	
ROW 12		23	2:03.969	25 William JENKINS	24	2:11.143	10 Nigel ASHLEY
ROW 11	21	2:00.016	56 Sarah HUTCHISON	22	2:00.563	28 Simon BAINES	
ROW 10		19	1:58.823	4 Ken RORRISON	20	1:59.345	61 Lawrence ALEXANDER
ROW 9	17	1:58.158	12 Johan DENEKAMP	18	1:58.563	96 Adam ROSS	
ROW 8		15	1:56.568	38 Alan BULL	16	1:57.970	14 Chris HOLLAND
ROW 7	13	1:55.150	128 John HALL	14	1:55.709	74 Mike NEUMANN	
ROW 6		11	1:54.377	42 Dave KARASKAS	12	1:54.631	11 Howard PAYNE
ROW 5	9	1:53.361	37 Nic STRONG	10	1:53.375	131 Mark BENNETT	
ROW 4		7	1:52.127	114 Jai SHARMA	8	1:53.252	2 Adam BAGNALL
ROW 3	5	1:51.322	45 Rupert ASHDOWN	6	1:51.357	151 John DICKSON	
ROW 2		3	1:50.445	20 Mark LEVERETT	4	1:50.532	72 Jim DEAN
ROW 1	1	1:48.787	1 Jeremy CLARK	2	1:48.868	19 Will LEVERETT	
Pole							

Brands Hatch GP
Circuit Length = 2.4332 miles

These results are provisional until the conclusion of any judicial and technical matters.

Clerk Of Course :

Timekeeper : Nick Palmer

Sheet No:



Legends of Brands Hatch Superprix

HSCC 70's Road Sports

RACE 16 - CLASSIFICATION - AMENDED

POS	NO	CL	PIC	NAME	ENTRY	LAPS	TIME	GAP	DIFF	MPH	BEST	ON
1	1	C	1	Jeremy CLARK	Lotus Elan S4	15	30:45.031			71.21	1:48.059	14
2	19	C	2	Will LEVERETT	Lotus Europa	15	30:47.097	2.066	2.066	71.13	1:48.701	14
3	20	C	3	Mark LEVERETT	Lotus Elan S4	15	30:59.103	14.072	12.006	70.67	1:50.686	3
4	42	B	1	Dave KARASKAS	TVR 3000M	15	31:01.703	16.672	2.600	70.57	1:51.667	15
5	37	B	2	Nic STRONG	Marcos GT	15	31:01.870	16.839	0.167	70.57	1:51.508	15
6	2	A	1	Adam BAGNALL	Jaguar E-type S2 FHC	15	31:11.327	26.296	9.457	70.21	1:53.791	7
7	131	A	2	Mark BENNETT	MGB GTV8	15	31:13.988	28.957	2.661	70.11	1:53.777	5
8	45	I	1	Rupert ASHDOWN	Lotus Elan	15	31:14.083	29.052	0.095	70.11	1:53.418	3
9	11	C	4	Howard PAYNE	Lotus Europa	15	31:15.047	30.016	0.964	70.07	1:53.884	4
10	74	D	1	Mike NEUMANN	Alfa Romeo 2000 GTV	15	31:24.042	39.011	8.995	69.74	1:55.505	15
11	14	C	5	Chris HOLLAND	Lotus Seven S4	15	31:31.083	46.052	7.041	69.48	1:56.702	4
12	96	I	2	Adam ROSS	Alfa Romeo 1750 Spider Veloce	15	31:33.405	48.374	2.322	69.39	1:55.801	13
13	38*	I	3	Alan BULL	Porsche 924	15	31:38.730	53.699	5.325	69.20	1:56.622	5
14	61	D	2	Lawrence ALEXANDER	Alfa Romeo GTV	15	31:39.290	54.259	0.560	69.18	1:58.051	15
15	4	D	3	Ken RORRISON	Alfa Romeo 2000 GTV	15	31:40.578	55.547	1.288	69.13	1:58.694	13
16	56	D	4	Sarah HUTCHISON	Lancia Beta	15	31:42.785	57.754	2.207	69.05	1:58.612	13
17	28	D	5	Simon BAINES	Porsche 924	15	31:43.195	58.164	0.410	69.04	1:58.497	15
18	44	I	4	Tom OWEN	Datsun 240Z	14	32:04.753	1 Lap	1 Lap	63.71	2:05.298	13
19	10	C	6	Nigel ASHLEY	Lotus Europa	14	32:15.989	1 Lap	11.236	63.34	2:08.443	5
20	3	D	6	Pete CONNELL	Porsche 924	13	31:58.202	2 Laps	1 Lap	59.36	2:19.330	2
21	22*	I	5	Julian REICHMAN	MG Midget	13	32:29.083	2 Laps	30.881	62.92	2:13.311	6

NOT CLASSIFIED

DNF	12	I		Johan DENEKAMP	Marcos 1800 GT	13	27:38.153	2 Laps		68.67	1:56.415	13
DNF	72	C		Jim DEAN	Lotus Europa	7	13:04.824	8 Laps	6 Laps	78.13	1:50.059	3
DNF	128	B		John HALL	Datsun 260Z	7	13:44.969	8 Laps	40.145	74.32	1:55.025	7
DNF	114	B		Jai SHARMA	Ferrari 308 GTB	6	11:33.805	9 Laps	1 Lap	75.75	1:53.303	3
DNF	25	D		William JENKINS	Porsche 914-6	3	6:21.782	12 Laps	3 Laps	68.83	2:00.738	3
DNF	151	B		John DICKSON	Ferrari 308 GTB	0						

FASTEST LAP

1	C	Jeremy CLARK	Lotus Elan S4	14	1:48.059	81.06 mph	130.46 kph
37	B	Nic STRONG	Marcos GT	15	1:51.508	78.55 mph	126.42 kph
45	I	Rupert ASHDOWN	Lotus Elan	3	1:53.418	77.23 mph	124.29 kph
131	A	Mark BENNETT	MGB GTV8	5	1:53.777	76.99 mph	123.90 kph
74	D	Mike NEUMANN	Alfa Romeo 2000 GTV	15	1:55.505	75.83 mph	122.05 kph

*Car 22 - 1 lap penalty (short lap to the pits).

*Car 38 - 15 second penalty, exceeding track limits.

Brands Hatch GP

Circuit Length = 2.4332 miles

Start: 16:56 Flag 17:27 End: 17:28

Weather / Track : Sunny / Dry

These results are provisional until the conclusion of any judicial and technical matters.

Clerk Of Course : Julian Floyd

Timekeeper : Nick Palmer

Legends of Brands Hatch Superprix

HSCC 70's Road Sports

RACE 16 - LAP CHART

LAP 1 @ 16:58:12.984			LAP 2 @ 17:00:03.066			LAP 3 @ 17:01:53.125			LAP 4 @ 17:03:43.838			LAP 5 @ 17:05:35.879		
NO	BEHIND	LAP TIME	NO	BEHIND	LAP TIME	NO	BEHIND	LAP TIME	NO	BEHIND	LAP TIME	NO	BEHIND	LAP TIME
72		1:54.748	72		1:50.082	72		1:50.059	72		1:50.713	72		1:52.041
1	1.835	1:56.583	1	1.790	1:50.037	1	1.537	1:49.806	1	0.487	1:49.663	1	0.318	1:51.872
19	2.712	1:57.460	19	2.790	1:50.160	19	2.981	1:50.250	19	2.775	1:50.507	19	1.330	1:50.596
20	3.845	1:58.593	20	4.683	1:50.920	20	5.310	1:50.686	20	5.606	1:51.009	22	1 Lap	2:17.049
2	6.126	2:00.874	2	10.152	1:54.108	2	14.061	1:53.968	2	17.347	1:53.999	20	6.315	1:52.750
42	7.369	2:02.117	42	11.280	1:53.993	42	14.941	1:53.720	42	17.764	1:53.536	3	1 Lap	2:21.136
45	8.156	2:02.904	45	11.968	1:53.894	45	15.327	1:53.418	45	18.125	1:53.511	2	19.581	1:54.275
114	9.023	2:03.771	114	12.767	1:53.826	114	16.011	1:53.303	114	18.767	1:53.469	42	20.790	1:55.067
37	10.396	2:05.144	37	13.963	1:53.649	37	16.799	1:52.895	37	19.303	1:53.217	45	20.886	1:54.802
131	11.040	2:05.788	131	15.854	1:54.896	131	20.259	1:54.464	131	23.409	1:53.863	114	21.285	1:54.559
128	13.606	2:08.354	128	21.213	1:57.689	128	27.561	1:56.407	128	33.364	1:56.516	37	21.622	1:54.360
74	14.805	2:09.553	74	22.754	1:58.031	74	30.051	1:57.356	11	37.060	1:53.884	131	25.145	1:53.777
38	15.290	2:10.038	38	23.235	1:58.027	38	30.257	1:57.081	74	37.165	1:57.827	128	36.487	1:55.164
61	17.083	2:11.831	61	27.606	2:00.605	11	33.889	1:54.959	38	37.306	1:57.762	11	39.290	1:54.271
4	17.475	2:12.223	14	28.795	1:59.704	14	37.079	1:58.343	14	43.068	1:56.702	38	41.887	1:56.622
12	19.116	2:13.864	4	28.963	2:01.570	61	39.624	2:02.077	61	49.174	2:00.263	74	43.180	1:58.056
14	19.173	2:13.921	11	28.989	1:58.457	4	41.088	2:02.184	96	49.626	1:58.807	14	47.858	1:56.831
96	19.830	2:14.578	96	31.574	2:01.826	12	41.112	1:59.532	12	50.427	2:00.028	96	56.145	1:58.560
25	20.227	2:14.975	12	31.639	2:02.605	96	41.532	2:00.017	4	52.611	2:02.236	12	56.609	1:58.223
11	20.614	2:15.362	56	34.104	2:02.053	56	44.355	2:00.310	56	53.986	2:00.344	61	56.809	1:59.676
56	22.133	2:16.881	28	35.270	2:01.903	28	45.953	2:00.742	28	54.773	1:59.533	4	1:00.341	1:59.771
28	23.449	2:18.197	25	36.214	2:06.069	25	46.893	2:00.738	44	1:21.756	2:08.072	56	1:01.427	1:59.482
10	25.504	2:20.252	10	44.482	2:09.060	10	1:03.955	2:09.532	10	1:23.638	2:10.396	28	1:01.968	1:59.236
44	32.844	2:27.592	44	48.275	2:05.513	44	1:04.397	2:06.181				44	1:37.200	2:07.485
22	33.180	2:27.928	22	1:00.387	2:17.289	22	1:27.737	2:17.409				10	1:40.040	2:08.443
3	35.490	2:30.238	3	1:04.738	2:19.330	3	1:37.188	2:22.509						

Weather / Track : Sunny / Dry

Legends of Brands Hatch Superprix

HSCC 70's Road Sports

RACE 16 - LAP CHART

LAP 6 @ 17:07:27.849			LAP 7 @ 17:09:18.044			LAP 8 @ 17:11:07.624			LAP 9 @ 17:14:05.824			LAP 10 @ 17:17:11.935		
NO	BEHIND	LAP TIME	NO	BEHIND	LAP TIME	NO	BEHIND	LAP TIME	NO	BEHIND	LAP TIME	NO	BEHIND	LAP TIME
1		1:51.652	1		1:50.195	1		1:49.580	1		2:58.200	1		3:06.111
19	0.529	1:51.169	19	1.043	1:50.709	19	1.301	1:49.838	19	1.106	2:58.005	19	0.692	3:05.697
72	1.780	1:53.750	44	1 Lap	2:08.764	20	10.369	1:53.235	20	1.875	2:49.706	20	1.391	3:05.627
20	5.641	1:51.296	72	5.016	1:53.431	44	1 Lap	2:19.145	44	1 Lap	2:27.756	44	1 Lap	3:06.783
2	21.622	1:54.011	20	6.714	1:51.268	10	1 Lap	2:14.803	10	1 Lap	2:26.275	10	1 Lap	3:06.613
42	22.143	1:53.323	10	1 Lap	2:12.483	42	36.174	1:59.804	42	4.340	2:26.366	42	5.049	3:06.820
45	22.517	1:53.601	2	25.218	1:53.791	2	36.792	2:01.154	2	4.896	2:26.304	2	5.490	3:06.705
37	23.086	1:53.434	42	25.950	1:54.002	37	37.371	2:00.887	37	5.684	2:26.513	37	6.239	3:06.666
114	24.192	1:54.877	37	26.064	1:53.173	45	38.214	2:00.792	45	7.190	2:27.176	45	7.173	3:06.094
22	1 Lap	2:16.373	45	27.002	1:54.680	131	42.275	1:59.949	131	8.197	2:24.122	131	7.886	3:05.800
131	27.371	1:54.196	131	31.906	1:54.730	11	59.750	2:02.738	11	9.802	2:08.252	11	8.980	3:05.289
128	40.331	1:55.814	128	45.161	1:55.025	38	1:04.550	1:59.208	38	10.939	2:04.589	38	10.474	3:05.646
11	42.516	1:55.196	11	46.592	1:54.271	74	1:10.170	2:03.427	74	12.251	2:00.281	74	11.294	3:05.154
3	1 Lap	2:24.119	22	1 Lap	2:13.311	22	1 Lap	2:19.946	22	1 Lap	2:22.075	22	1 Lap	2:34.702
38	47.930	1:58.013	38	54.922	1:57.187	14	1:20.425	2:08.611	14	44.158	2:21.933	14	13.089	2:35.042
74	49.179	1:57.969	74	56.323	1:57.339	12	1:27.020	2:04.392	12	44.796	2:15.976	12	14.533	2:35.848
14	53.361	1:57.473	14	1:01.394	1:58.228	96	1:27.458	2:04.334	96	45.322	2:16.064	96	15.066	2:35.855
12	1:02.617	1:57.978	12	1:12.208	1:59.786	61	1:37.028	2:10.269	61	47.365	2:08.537	61	15.566	2:34.312
96	1:02.786	1:58.611	96	1:12.704	2:00.113	4	1:40.053	2:11.633	4	50.384	2:08.531	4	16.378	2:32.105
61	1:05.787	2:00.948	61	1:16.339	2:00.747	28	1:41.778	2:12.551	28	51.164	2:07.586	28	16.911	2:31.858
4	1:07.918	1:59.547	4	1:18.000	2:00.277	56	1:46.169	2:14.617	56	53.706	2:05.737	56	18.296	2:30.701
28	1:09.520	1:59.522	28	1:18.807	1:59.482	3	1 Lap	2:32.459	3	1 Lap	2:40.283	3	1 Lap	2:44.232
56	1:10.428	2:00.971	56	1:21.132	2:00.899					8 Laps	3:06.173			
			3	1 Lap	2:24.077									

Weather / Track : Sunny / Dry

Results can be found at www.tsl-timing.com

Page 2 of 3

Brands Hatch GP

Circuit Length = 2.4332 miles

Start: 16:56 Flag 17:27 End: 17:28

Printed - 17:30 Sunday, 30 June 2019

Legends of Brands Hatch Superprix

HSCC 70's Road Sports

RACE 16 - LAP CHART

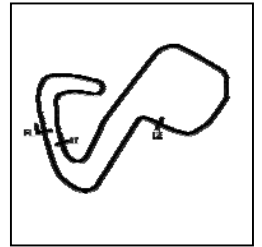
LAP 11 @ 17:19:45.655			LAP 12 @ 17:21:35.994			LAP 13 @ 17:23:25.896			LAP 14 @ 17:25:13.955			LAP 15 @ 17:27:03.267		
NO	BEHIND	LAP TIME	NO	BEHIND	LAP TIME	NO	BEHIND	LAP TIME	NO	BEHIND	LAP TIME	NO	BEHIND	LAP TIME
1		2:33.720	1		1:50.339	1		1:49.902	1		1:48.059	1		1:49.312
19	0.311	2:33.339	19	0.699	1:50.727	19	0.142	1:49.345	19	0.784	1:48.701	19	2.066	1:50.594
20	0.782	2:33.111	20	2.795	1:52.352	3	2 Laps	2:22.330	20	9.344	1:53.100	20	14.072	1:54.040
44	1 Lap	2:33.479	42	6.897	1:53.124	20	4.303	1:51.410	42	14.317	1:52.783	42	16.672	1:51.667
10	1 Lap	2:33.613	37	8.228	1:53.799	42	9.593	1:52.598	37	14.643	1:52.822	37	16.839	1:51.508
42	4.112	2:32.783	2	10.591	1:56.465	37	9.880	1:51.554	2	21.662	1:54.959	2	26.296	1:53.946
2	4.465	2:32.695	131	12.097	1:56.729	2	14.762	1:54.073	131	23.237	1:54.582	131	28.957	1:55.032
37	4.768	2:32.249	11	13.403	1:57.587	131	16.714	1:54.519	45	23.750	1:54.165	45	29.052	1:54.614
45	5.016	2:31.563	45	13.789	1:59.112	11	17.564	1:54.063	11	24.325	1:54.820	11	30.016	1:55.003
131	5.707	2:31.541	38	15.522	1:58.362	45	17.644	1:53.757	38	31.346	1:57.036	38	38.699	1:56.665
11	6.155	2:30.895	74	17.170	1:57.680	38	22.369	1:56.749	74	32.818	1:57.485	74	39.011	1:55.505
38	7.499	2:30.745	14	20.621	1:57.734	74	23.392	1:56.124	14	37.894	1:58.022	14	46.052	1:57.470
74	9.829	2:32.255	96	22.381	1:58.086	14	27.931	1:57.212	96	38.507	1:58.286	96	48.374	1:59.179
14	13.226	2:33.857	12	23.980	2:00.003	96	28.280	1:55.801	3	2 Laps	2:22.801	61	54.259	1:58.051
22	1 Lap	2:34.772	61	25.830	2:00.752	12	30.493	1:56.415	61	45.520	1:59.306	4	55.547	1:58.713
12	14.316	2:33.503	10	1 Lap	2:12.460	61	34.273	1:58.345	4	46.146	1:59.051	56	57.754	1:59.167
96	14.634	2:33.288	4	26.362	2:00.641	4	35.154	1:58.694	56	47.899	1:59.439	28	58.164	1:58.497
61	15.417	2:33.571	28	27.684	2:01.028	56	36.519	1:58.612	28	48.979	1:59.693	3	2 Laps	2:23.548
4	16.060	2:33.402	56	27.809	2:00.705	28	37.345	1:59.563	44	1 Lap	2:05.298	44	1 Lap	2:06.995
28	16.995	2:33.804	44	1 Lap	2:16.235	44	1 Lap	2:05.455	10	1 Lap	2:10.693	10	1 Lap	2:10.244
56	17.443	2:32.867	22	1 Lap	2:17.162	10	1 Lap	2:11.122	22	1 Lap	1:58.148 P	22	1 Lap	2:19.479
3	1 Lap	2:31.140				22	1 Lap	2:13.440						

Weather / Track : Sunny / Dry

Legends of Brands Hatch Superprix

HSCC 70's Road Sports

RACE 16 - SECTOR ANALYSIS



SECTOR 1 = FL to I1, SECTOR 2 = I1 to I2, SECTOR 3 = I2 to FL, DIFF = Difference To Personal Best Lap, P = Crossed Finish Line in Pit Lane, D = Time Disallowed

P1		1 C		Jeremy CLARK			Lotus Elan S4			
IDEAL LAP TIME : 1:48.044		BEST LAP TIME : 1:48.059			DIFFERENCE : 0.015					
LAP	SECTOR 1		SECTOR 2		SECTOR 3		LAP TIME	MPH	DIFF	TIME OF DAY
1 -		86.9	49.496	80.6	26.250	108.2	1:56.583	75.13	8.524	16:58:14.819
2 -	34.808	87.3	49.282	80.0	25.947	111.8	1:50.037	79.60	1.978	17:00:04.856
3 -	34.705	88.0	49.249	77.4	25.852	111.4	1:49.806	79.77	1.747	17:01:54.662
4 -	34.468	88.3	49.261	73.2	25.934	112.5	1:49.663	79.87	1.604	17:03:44.325
5 -	35.307	85.0	49.950	77.2	26.615	110.7	1:51.872	78.30	3.813	17:05:36.197
6 -	35.998	86.9	49.749	74.6	25.905	111.8	1:51.652	78.45	3.593	17:07:27.849
7 -	34.369	89.2	49.301	76.7	26.525	111.4	1:50.195	79.49	2.136	17:09:18.044
8 -	34.328	89.3	49.121	76.6	26.131	98.6	1:49.580 (3)	79.94	1.521	17:11:07.624
9 -	40.926	55.8	1:22.305	38.2	54.969	43.7	2:58.200	49.15	1:10.141	17:14:05.824
10 -	1:03.006	46.2	1:18.111	50.7	44.994	56.6	3:06.111	47.06	1:18.052	17:17:11.935
11 -	50.144	56.2	1:08.869	58.4	34.707	86.0	2:33.720	56.98	45.661	17:19:45.655
12 -	35.502	89.3	48.801	78.5	26.036	111.6	1:50.339	79.39	2.280	17:21:35.994
13 -	34.581	88.0	48.469	78.5	26.852	111.2	1:49.902	79.70	1.843	17:23:25.896
14 -	33.979	88.0	48.213	78.0	25.867	112.0	1:48.059 (1)	81.06		17:25:13.955
15 -	34.137	89.4	48.971	74.8	26.204	111.6	1:49.312 (2)	80.13	1.253	17:27:03.267

P2		19 C		Will LEVERETT			Lotus Europa			
IDEAL LAP TIME : 1:48.602		BEST LAP TIME : 1:48.701			DIFFERENCE : 0.099					
LAP	SECTOR 1		SECTOR 2		SECTOR 3		LAP TIME	MPH	DIFF	TIME OF DAY
1 -		83.2	50.006	75.5	26.229	109.2	1:57.460	74.57	8.759	16:58:15.696
2 -	34.759	86.1	49.331	76.8	26.070	109.6	1:50.160	79.51	1.459	17:00:05.856
3 -	34.646	87.0	49.447	76.0	26.157	109.2	1:50.250	79.45	1.549	17:01:56.106
4 -	34.808	86.8	49.531	78.0	26.168	109.1	1:50.507	79.26	1.806	17:03:46.613
5 -	34.251	86.7	50.040	76.4	26.305	109.1	1:50.596	79.20	1.895	17:05:37.209
6 -	35.538	86.8	49.540	75.2	26.091	110.1	1:51.169	78.79	2.468	17:07:28.378
7 -	34.645	87.9	49.436	78.8	26.628	109.8	1:50.709	79.12	2.008	17:09:19.087
8 -	34.495	88.1	49.066	76.6	26.277	101.5	1:49.838 (3)	79.75	1.137	17:11:08.925
9 -	41.213	54.1	1:21.378	35.3	55.414	41.2	2:58.005	49.21	1:09.304	17:14:06.930
10 -	1:03.049	44.0	1:18.024	45.8	44.624	57.7	3:05.697	47.17	1:16.996	17:17:12.627
11 -	50.643	53.9	1:08.353	58.8	34.343	84.2	2:33.339	57.12	44.638	17:19:45.966
12 -	35.734	87.2	48.991	78.4	26.002	110.1	1:50.727	79.11	2.026	17:21:36.693
13 -	34.523	88.6	48.500	74.9	26.322	109.2	1:49.345 (2)	80.11	0.644	17:23:26.038
14 -	34.350	88.5	48.420	81.8	25.931	110.0	1:48.701 (1)	80.58		17:25:14.739
15 -	34.415	89.2	49.960	77.2	26.219	108.5	1:50.594	79.20	1.893	17:27:05.333

P3		20 C		Mark LEVERETT			Lotus Elan S4			
IDEAL LAP TIME : 1:50.473		BEST LAP TIME : 1:50.686			DIFFERENCE : 0.213					
LAP	SECTOR 1		SECTOR 2		SECTOR 3		LAP TIME	MPH	DIFF	TIME OF DAY
1 -		83.5	49.847	76.5	26.445	112.9	1:58.593	73.86	7.907	16:58:16.829
2 -	35.199	83.5	49.387	75.4	26.334	113.1	1:50.920 (2)	78.97	0.234	17:00:07.749
3 -	34.960	84.4	49.316	76.4	26.410	113.1	1:50.686 (1)	79.14		17:01:58.435
4 -	35.166	83.5	49.538	75.4	26.305	112.4	1:51.009 (3)	78.91	0.323	17:03:49.444
5 -	35.502	82.0	50.142	76.9	27.106	113.3	1:52.750	77.69	2.064	17:05:42.194
6 -	35.484	82.7	49.479	74.0	26.333	112.9	1:51.296	78.70	0.610	17:07:33.490
7 -	35.372	83.8	49.288	73.1	26.608	110.3	1:51.268	78.72	0.582	17:09:24.758
8 -	37.042	81.9	49.784	78.6	26.409	104.0	1:53.235	77.35	2.549	17:11:17.993
9 -	36.699	77.4	1:17.480	34.7	55.527	39.8	2:49.706	51.61	59.020	17:14:07.699
10 -	1:03.299	43.6	1:18.148	47.3	44.180	61.2	3:05.627	47.19	1:14.941	17:17:13.326
11 -	50.729	53.5	1:08.555	58.3	33.827	83.4	2:33.111	57.21	42.425	17:19:46.437
12 -	36.829	81.0	49.298	75.7	26.225	111.6	1:52.352	77.96	1.666	17:21:38.789
13 -	35.119	83.8	49.638	73.7	26.653	110.0	1:51.410	78.62	0.724	17:23:30.199
14 -	35.677	82.5	50.427	73.6	26.996	109.2	1:53.100	77.45	2.414	17:25:23.299
15 -	36.049	81.6	50.839	73.9	27.152	100.0	1:54.040	76.81	3.354	17:27:17.339

P4		42 B		Dave KARASKAS			TVR 3000M			
IDEAL LAP TIME : 1:51.629		BEST LAP TIME : 1:51.667			DIFFERENCE : 0.038					
LAP	SECTOR 1		SECTOR 2		SECTOR 3		LAP TIME	MPH	DIFF	TIME OF DAY

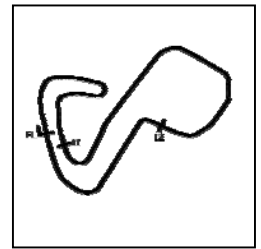
Weather / Track : Sunny / Dry

Brands Hatch GP
Circuit Length = 2.4332 miles
Start: 16:56 Flag 17:27 End: 17:28

Legends of Brands Hatch Superprix

HSCC 70's Road Sports

RACE 16 - SECTOR ANALYSIS



SECTOR 1 = FL to I1, SECTOR 2 = I1 to I2, SECTOR 3 = I2 to FL, DIFF = Difference To Personal Best Lap, P = Crossed Finish Line in Pit Lane, D = Time Disallowed

LAP	SECTOR 1	SECTOR 2	SECTOR 3	LAP TIME	MPH	DIFF	TIME OF DAY			
1 -	81.6	51.562	69.4	27.118	110.5	2:02.117	71.73	10.450	16:58:20.353	
2 -	35.909	83.6	51.028	69.4	27.056	110.0	1:53.993	76.84	2.326	17:00:14.346
3 -	35.319	80.8	51.449	70.7	26.952	111.2	1:53.720	77.02	2.053	17:02:08.066
4 -	35.335	80.6	51.537	70.5	26.664	111.1	1:53.536	77.15	1.869	17:04:01.602
5 -	35.925	84.6	51.621	68.6	27.521	110.5	1:55.067	76.12	3.400	17:05:56.669
6 -	35.874	81.5	50.575	72.5	26.874	111.8	1:53.323	77.29	1.656	17:07:49.992
7 -	36.163	82.7	51.075	72.6	26.764	111.8	1:54.002	76.83	2.335	17:09:43.994
8 -	35.818	88.4	50.945	68.0	33.041	70.1	1:59.804	73.11	8.137	17:11:43.798
9 -	43.977	59.9	1:04.153	54.7	38.236	40.2	2:26.366	59.84	34.699	17:14:10.164
10 -	1:03.905	38.7	1:18.223	49.6	44.692	51.7	3:06.820	46.88	1:15.153	17:17:16.984
11 -	50.162	55.0	1:11.198	51.9	31.423	92.8	2:32.783	57.33	41.116	17:19:49.767
12 -	35.922	86.1	50.508	78.1	26.694	112.4	1:53.124	77.43	1.457	17:21:42.891
13 -	34.837	85.8	50.941	74.1	26.820	110.7	1:52.598 (2)	77.79	0.931	17:23:35.489
14 -	35.633	86.7	50.422	76.9	26.728	111.2	1:52.783 (3)	77.66	1.116	17:25:28.272
15 -	34.851	87.1	50.128	73.1	26.688	110.7	1:51.667 (1)	78.44		17:27:19.939

P5 37 B Nic STRONG		Marcos GT								
IDEAL LAP TIME : 1:51.122		BEST LAP TIME : 1:51.508								
		DIFFERENCE : 0.386								
LAP	SECTOR 1	SECTOR 2	SECTOR 3	LAP TIME	MPH	DIFF	TIME OF DAY			
1 -	78.7	51.775	71.5	26.925	116.5	2:05.144	69.99	13.636	16:58:23.380	
2 -	35.829	80.9	50.998	73.2	26.822	113.5	1:53.649	77.07	2.141	17:00:17.029
3 -	35.965	81.8	50.766	73.4	26.164	116.3	1:52.895	77.59	1.387	17:02:09.924
4 -	35.740	84.0	51.283	69.1	26.194	116.9	1:53.217	77.37	1.709	17:04:03.141
5 -	36.320	82.5	51.562	74.3	26.478	114.9	1:54.360	76.59	2.852	17:05:57.501
6 -	36.206	82.4	50.728	72.7	26.500	117.7	1:53.434	77.22	1.926	17:07:50.935
7 -	35.915	82.3	50.861	73.1	26.397	116.1	1:53.173	77.40	1.665	17:09:44.108
8 -	36.399	90.5	51.626	70.1	32.862	69.1	2:00.887	72.46	9.379	17:11:44.995
9 -	44.126	55.5	1:04.115	50.6	38.272	38.7	2:26.513	59.78	35.005	17:14:11.508
10 -	1:04.306	35.4	1:17.792	47.9	44.568	52.1	3:06.666	46.92	1:15.158	17:17:18.174
11 -	50.547	53.6	1:10.728	47.7	30.974	97.8	2:32.249	57.53	40.741	17:19:50.423
12 -	37.054	79.2	50.304	74.6	26.441	117.1	1:53.799	76.97	2.291	17:21:44.222
13 -	35.015	88.6	49.961	78.0	26.578	113.7	1:51.554 (2)	78.52	0.046	17:23:35.776
14 -	35.904	86.3	50.552	76.8	26.366	115.3	1:52.822 (3)	77.64	1.314	17:25:28.598
15 -	35.237	87.9	50.125	76.4	26.146	118.1	1:51.508 (1)	78.55		17:27:20.106

P6 2 A Adam BAGNALL		Jaguar E-type S2 FHC								
IDEAL LAP TIME : 1:52.958		BEST LAP TIME : 1:53.791								
		DIFFERENCE : 0.833								
LAP	SECTOR 1	SECTOR 2	SECTOR 3	LAP TIME	MPH	DIFF	TIME OF DAY			
1 -	81.6	51.560	67.4	26.533	114.1	2:00.874	72.47	7.083	16:58:19.110	
2 -	35.892	87.1	51.634	69.7	26.582	113.9	1:54.108	76.76	0.317	17:00:13.218
3 -	36.101	82.9	51.128	70.7	26.739	112.4	1:53.968 (3)	76.86	0.177	17:02:07.186
4 -	36.086	83.0	50.960	72.4	26.953	111.4	1:53.999	76.84	0.208	17:04:01.185
5 -	36.135	85.8	51.349	70.6	26.791	108.9	1:54.275	76.65	0.484	17:05:55.460
6 -	36.622	79.5	50.533	69.8	26.856	112.9	1:54.011	76.83	0.220	17:07:49.471
7 -	36.339	82.6	50.681	73.9	26.771	112.4	1:53.791 (1)	76.98		17:09:43.262
8 -	36.488	87.8	51.680	66.8	32.986	69.5	2:01.154	72.30	7.363	17:11:44.416
9 -	44.087	58.5	1:04.194	51.6	38.023	39.9	2:26.304	59.87	32.513	17:14:10.720
10 -	1:04.267	36.5	1:18.072	48.3	44.366	51.4	3:06.705	46.91	1:12.914	17:17:17.425
11 -	50.560	52.5	1:10.918	50.1	31.217	98.1	2:32.695	57.36	38.904	17:19:50.120
12 -	37.027	81.9	52.290	69.7	27.148	112.2	1:56.465	75.21	2.674	17:21:46.585
13 -	35.930	86.2	51.110	70.3	27.033	112.7	1:54.073	76.79	0.282	17:23:40.658
14 -	36.275	83.8	51.503	73.4	27.181	111.8	1:54.959	76.19	1.168	17:25:35.617
15 -	36.185	86.8	50.821	73.5	26.940	106.0	1:53.946 (2)	76.87	0.155	17:27:29.563

P7 131 A Mark BENNETT		MGB GTV8								
IDEAL LAP TIME : 1:53.611		BEST LAP TIME : 1:53.777								
		DIFFERENCE : 0.166								
LAP	SECTOR 1	SECTOR 2	SECTOR 3	LAP TIME	MPH	DIFF	TIME OF DAY			
1 -	80.2	52.413	69.3	27.185	110.9	2:05.788	69.63	12.011	16:58:24.024	
2 -	36.150	82.6	51.433	73.9	27.313	109.6	1:54.896	76.24	1.119	17:00:18.920
3 -	36.078	80.3	51.520	75.9	26.866	110.7	1:54.464	76.52	0.687	17:02:13.384
4 -	36.000	81.5	51.111	74.9	26.752	111.4	1:53.863 (2)	76.93	0.086	17:04:07.247
5 -	35.748	83.7	51.150	73.1	26.879	111.8	1:53.777 (1)	76.99		17:06:01.024

Weather / Track : Sunny / Dry

Brands Hatch GP

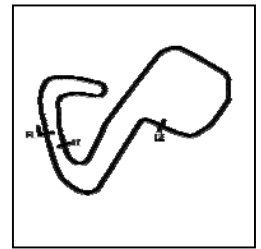
Circuit Length = 2.4332 miles

Start: 16:56 Flag 17:27 End: 17:28

Legends of Brands Hatch Superprix

HSCC 70's Road Sports

RACE 16 - SECTOR ANALYSIS



SECTOR 1 = FL to I1, SECTOR 2 = I1 to I2, SECTOR 3 = I2 to FL, DIFF = Difference To Personal Best Lap, P = Crossed Finish Line in Pit Lane, D = Time Disallowed

6 -	35.850	81.6	51.445	72.3	26.901	111.1	1:54.196	(3)	76.70	0.419	17:07:55.220
7 -	36.159	71.9	51.731	74.9	26.840	110.9	1:54.730		76.35	0.953	17:09:49.950
8 -	35.824	83.7	53.069	62.7	31.056	85.1	1:59.949		73.02	6.172	17:11:49.899
9 -	42.249	63.8	1:02.999	58.6	38.874	39.7	2:24.122		60.78	30.345	17:14:14.021
10 -	1:04.140	39.2	1:18.166	50.8	43.494	51.3	3:05.800		47.14	1:12.023	17:17:19.821
11 -	51.243	57.8	1:09.776	48.2	30.522	107.0	2:31.541		57.80	37.764	17:19:51.362
12 -	37.940	82.5	51.591	75.9	27.198	111.4	1:56.729		75.04	2.952	17:21:48.091
13 -	36.086	85.0	51.391	74.8	27.042	111.6	1:54.519		76.49	0.742	17:23:42.610
14 -	36.045	81.4	51.550	73.9	26.987	111.4	1:54.582		76.45	0.805	17:25:37.192
15 -	36.651	82.9	51.231	73.5	27.150	110.9	1:55.032		76.15	1.255	17:27:32.224

P8 45 I		Rupert ASHDOWN					Lotus Elan				
IDEAL LAP TIME : 1:52.270		BEST LAP TIME : 1:53.418					DIFFERENCE : 1.148				
LAP	SECTOR 1	SECTOR 2	SECTOR 3	LAP TIME	MPH	DIFF	TIME OF DAY				
1 -		80.0	51.760	68.7	27.034	112.4	2:02.904	71.27	9.486	16:58:21.140	
2 -	36.020	84.3	51.239	73.5	26.635	113.5	1:53.894	76.91	0.476	17:00:15.034	
3 -	35.439	83.0	51.277	69.9	26.702	112.5	1:53.418 (1)	77.23		17:02:08.452	
4 -	35.532	82.6	51.675	71.9	26.304	113.5	1:53.511 (2)	77.17	0.093	17:04:01.963	
5 -	36.344	82.5	51.598	70.2	26.860	113.1	1:54.802	76.30	1.384	17:05:56.765	
6 -	36.409	82.7	50.558	69.6	26.634	114.9	1:53.601 (3)	77.11	0.183	17:07:50.366	
7 -	36.252	82.2	51.373	77.2	27.055	109.6	1:54.680	76.38	1.262	17:09:45.046	
8 -	36.813	87.4	51.542	64.9	32.437	67.4	2:00.792	72.52	7.374	17:11:45.838	
9 -	44.034	54.6	1:04.217	54.2	38.925	40.9	2:27.176	59.51	33.758	17:14:13.014	
10 -	1:03.850	37.1	1:17.775	49.5	44.469	52.7	3:06.094	47.07	1:12.676	17:17:19.108	
11 -	51.153	54.1	1:10.038	45.3	30.372	104.6	2:31.563	57.79	38.145	17:19:50.671	
12 -	41.035	79.6	51.605	73.1	26.472	115.3	1:59.112	73.54	5.694	17:21:49.783	
13 -	35.408	86.4	51.857	69.6	26.492	115.5	1:53.757	77.00	0.339	17:23:43.540	
14 -	35.525	84.0	51.542	73.2	27.098	113.1	1:54.165	76.72	0.747	17:25:37.705	
15 -	37.000	75.8	50.633	72.5	26.981	113.7	1:54.614	76.42	1.196	17:27:32.319	

P9 11 C		Howard PAYNE					Lotus Europa				
IDEAL LAP TIME : 1:52.953		BEST LAP TIME : 1:53.884					DIFFERENCE : 0.931				
LAP	SECTOR 1	SECTOR 2	SECTOR 3	LAP TIME	MPH	DIFF	TIME OF DAY				
1 -		69.6	56.128	64.9	27.957	107.2	2:15.362	64.71	21.478	16:58:33.598	
2 -	38.177	70.2	52.640	69.2	27.640	106.8	1:58.457	73.94	4.573	17:00:32.055	
3 -	36.319	78.2	51.787	73.3	26.853	108.7	1:54.959	76.19	1.075	17:02:27.014	
4 -	35.651	81.2	51.250	73.9	26.983	108.5	1:53.884 (1)	76.91		17:04:20.898	
5 -	35.415	80.5	51.775	74.3	27.081	108.2	1:54.271 (3)	76.65	0.387	17:06:15.169	
6 -	35.246	82.6	52.090	69.2	27.860	108.4	1:55.196	76.04	1.312	17:08:10.365	
7 -	35.652	82.6	50.898	70.7	27.721	106.3	1:54.271 (3)	76.65	0.387	17:10:04.636	
8 -	37.478	78.8	54.509	63.5	30.751	93.2	2:02.738	71.37	8.854	17:12:07.374	
9 -	39.630	71.8	58.104	66.5	30.518	64.9	2:08.252	68.30	14.368	17:14:15.626	
10 -	1:03.800	40.7	1:17.762	50.4	43.727	51.4	3:05.289	47.27	1:11.405	17:17:20.915	
11 -	51.586	52.5	1:09.310	54.5	29.999	103.8	2:30.895	58.05	37.011	17:19:51.810	
12 -	38.935	82.2	51.843	72.6	26.809	109.8	1:57.587	74.49	3.703	17:21:49.397	
13 -	35.658	81.7	51.505	70.7	26.900	109.2	1:54.063 (2)	76.79	0.179	17:23:43.460	
14 -	36.188	79.2	51.751	71.2	26.881	109.6	1:54.820	76.29	0.936	17:25:38.280	
15 -	36.102	80.6	51.912	72.9	26.989	106.8	1:55.003	76.17	1.119	17:27:33.283	

P10 74 D		Mike NEUMANN					Alfa Romeo 2000 GTV				
IDEAL LAP TIME : 1:55.505		BEST LAP TIME : 1:55.505					DIFFERENCE : 0.000				
LAP	SECTOR 1	SECTOR 2	SECTOR 3	LAP TIME	MPH	DIFF	TIME OF DAY				
1 -		76.5	53.338	67.3	28.459	99.1	2:09.553	67.61	14.048	16:58:27.789	
2 -	36.557	79.3	53.211	71.6	28.263	98.5	1:58.031	74.21	2.526	17:00:25.820	
3 -	36.379	78.8	52.792	73.2	28.185	98.2	1:57.356	74.64	1.851	17:02:23.176	
4 -	36.788	77.8	52.511	74.8	28.528	98.3	1:57.827	74.34	2.322	17:04:21.003	
5 -	37.268	79.3	52.480	71.1	28.308	98.6	1:58.056	74.20	2.551	17:06:19.059	
6 -	36.596	78.0	53.208	69.4	28.165	98.2	1:57.969	74.25	2.464	17:08:17.028	
7 -	36.476	78.5	52.833	70.6	28.030	98.1	1:57.339 (3)	74.65	1.834	17:10:14.367	
8 -	36.498	79.5	56.986	65.9	29.943	96.4	2:03.427	70.97	7.922	17:12:17.794	
9 -	37.131	78.7	53.342	70.1	29.808	62.1	2:00.281	72.82	4.776	17:14:18.075	
10 -	1:03.627	42.3	1:17.657	48.9	43.870	45.2	3:05.154	47.31	1:09.649	17:17:23.229	

Weather / Track : Sunny / Dry

Brands Hatch GP

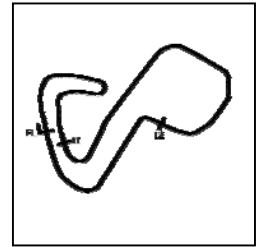
Circuit Length = 2.4332 miles

Start: 16:56 Flag 17:27 End: 17:28

Legends of Brands Hatch Superprix

HSCC 70's Road Sports

RACE 16 - SECTOR ANALYSIS



SECTOR 1 = FL to I1, SECTOR 2 = I1 to I2, SECTOR 3 = I2 to FL, DIFF = Difference To Personal Best Lap, P = Crossed Finish Line in Pit Lane, D = Time Disallowed

11 -	51.649	43.6	1:09.445	52.5	31.161	97.6	2:32.255	57.53	36.750	17:19:55.484
12 -	37.338	78.3	52.468	73.1	27.874	98.9	1:57.680	74.43	2.175	17:21:53.164
13 -	36.175	79.4	51.893	75.2	28.056	98.8	1:56.124 (2)	75.43	0.619	17:23:49.288
14 -	36.337	79.0	53.250	68.5	27.898	98.1	1:57.485	74.56	1.980	17:25:46.773
15 -	35.932	79.4	51.818	73.5	27.755	99.7	1:55.505 (1)	75.83		17:27:42.278

P11 14 C		Chris HOLLAND			Lotus Seven S4					
IDEAL LAP TIME : 1:56.289		BEST LAP TIME : 1:56.702			DIFFERENCE : 0.413					
LAP	SECTOR 1	SECTOR 2	SECTOR 3	LAP TIME	MPH	DIFF	TIME OF DAY			
1 -		77.6	57.090	67.9	28.172	105.1	2:13.921	65.41	17.219	16:58:32.157
2 -	38.715	81.8	52.912	69.5	28.077	106.5	1:59.704	73.17	3.002	17:00:31.861
3 -	37.177	80.2	53.511	75.1	27.655	106.1	1:58.343	74.02	1.641	17:02:30.204
4 -	36.477	84.5	52.558	73.1	27.667	105.8	1:56.702 (1)	75.06		17:04:26.906
5 -	36.699	84.8	52.624	71.2	27.508	105.0	1:56.831 (2)	74.97	0.129	17:06:23.737
6 -	37.144	81.0	52.595	73.5	27.734	104.6	1:57.473	74.56	0.771	17:08:21.210
7 -	37.716	82.7	52.844	72.8	27.668	104.8	1:58.228	74.09	1.526	17:10:19.438
8 -	37.788	78.0	58.499	63.2	32.324	77.4	2:08.611	68.11	11.909	17:12:28.049
9 -	43.222	64.6	1:05.026	59.2	33.685	69.3	2:21.933	61.71	25.231	17:14:49.982
10 -	43.759	61.3	1:08.061	54.1	43.222	51.5	2:35.042	56.49	38.340	17:17:25.024
11 -	51.528	44.3	1:10.801	59.9	31.528	96.2	2:33.857	56.93	37.155	17:19:58.881
12 -	37.142	82.7	53.145	75.2	27.447	105.1	1:57.734	74.40	1.032	17:21:56.615
13 -	36.730	82.1	52.782	78.2	27.700	105.8	1:57.212 (3)	74.73	0.510	17:23:53.827
14 -	37.376	83.0	52.850	78.3	27.796	98.3	1:58.022	74.22	1.320	17:25:51.849
15 -	37.610	84.3	52.365	76.1	27.495	103.5	1:57.470	74.57	0.768	17:27:49.319

P12 96 I		Adam ROSS			Alfa Romeo 1750 Spider Veloce					
IDEAL LAP TIME : 1:55.801		BEST LAP TIME : 1:55.801			DIFFERENCE : 0.000					
LAP	SECTOR 1	SECTOR 2	SECTOR 3	LAP TIME	MPH	DIFF	TIME OF DAY			
1 -		76.3	56.073	71.3	28.429	103.2	2:14.578	65.09	18.777	16:58:32.814
2 -	38.127	75.6	55.414	68.6	28.285	101.3	2:01.826	71.90	6.025	17:00:34.640
3 -	38.146	75.4	53.422	75.5	28.449	101.6	2:00.017	72.98	4.216	17:02:34.657
4 -	37.933	77.7	53.082	76.7	27.792	101.9	1:58.807	73.73	3.006	17:04:33.464
5 -	36.606	80.4	53.837	74.0	28.117	101.0	1:58.560	73.88	2.759	17:06:32.024
6 -	37.702	80.0	52.855	77.1	28.054	101.8	1:58.611	73.85	2.810	17:08:30.635
7 -	37.095	78.3	53.809	83.3	29.209	102.1	2:00.113	72.93	4.312	17:10:30.748
8 -	38.363	73.5	56.507	63.6	29.464	95.8	2:04.334	70.45	8.533	17:12:35.082
9 -	41.231	73.8	1:01.618	54.8	33.215	65.2	2:16.064	64.38	20.263	17:14:51.146
10 -	45.403	69.3	1:06.720	51.0	43.732	53.8	2:35.855	56.20	40.054	17:17:27.001
11 -	51.028	43.6	1:10.987	54.0	31.273	101.2	2:33.288	57.14	37.487	17:20:00.289
12 -	38.138	78.7	52.098	77.3	27.850	102.9	1:58.086 (2)	74.18	2.285	17:21:58.375
13 -	36.146	81.8	51.990	77.2	27.665	104.6	1:55.801 (1)	75.64		17:23:54.176
14 -	37.152	79.7	53.170	77.2	27.964	94.9	1:58.286 (3)	74.05	2.485	17:25:52.462
15 -	37.263	79.2	53.830	76.2	28.086	100.9	1:59.179	73.50	3.378	17:27:51.641

P13 38 I		Alan BULL			Porsche 924					
IDEAL LAP TIME : 1:55.365		BEST LAP TIME : 1:56.622			DIFFERENCE : 1.257					
LAP	SECTOR 1	SECTOR 2	SECTOR 3	LAP TIME	MPH	DIFF	TIME OF DAY			
1 -		75.1	53.912	71.5	28.323	99.1	2:10.038	67.36	13.416	16:58:28.274
2 -	36.456	77.5	53.518	72.0	28.053	99.2	1:58.027	74.21	1.405	17:00:26.301
3 -	36.205	78.4	53.196	74.8	27.680	100.3	1:57.081	74.81	0.459	17:02:23.382
4 -	37.383	74.7	52.211	75.7	28.168	97.9	1:57.762	74.38	1.140	17:04:21.144
5 -	36.457	78.3	52.271	76.2	27.894	97.6	1:56.622 (1)	75.11		17:06:17.766
6 -	36.093	77.5	54.031	74.4	27.889	98.8	1:58.013	74.22	1.391	17:08:15.779
7 -	36.155	77.7	53.365	75.4	27.667	99.8	1:57.187	74.75	0.565	17:10:12.966
8 -	36.125	78.3	53.948	72.3	29.135	84.2	1:59.208	73.48	2.586	17:12:12.174
9 -	37.586	76.7	56.266	69.2	30.737	61.7	2:04.589	70.30	7.967	17:14:16.763
10 -	1:04.362	40.2	1:17.204	54.3	44.080	48.4	3:05.646	47.18	1:09.024	17:17:22.409
11 -	52.027	43.4	1:09.098	60.0	29.620	100.6	2:30.745	58.11	34.123	17:19:53.154
12 -	37.750	76.7	53.055	75.3	27.557	100.6	1:58.362	74.00	1.740	17:21:51.516
13 -	35.774	78.7	52.873	76.9	28.102	99.4	1:56.749 (3)	75.03	0.127	17:23:48.265
14 -	35.597	79.4	53.325	76.6	28.114	99.5	1:57.036	74.84	0.414	17:25:45.301
15 -	36.006	78.3	52.566	77.4	28.093	98.8	1:56.665 (2)	75.08	0.043	17:27:41.966

Weather / Track : Sunny / Dry

Brands Hatch GP

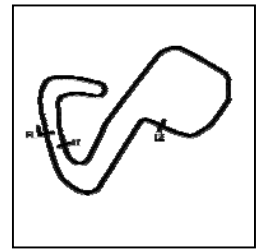
Circuit Length = 2.4332 miles

Start: 16:56 Flag 17:27 End: 17:28

Legends of Brands Hatch Superprix

HSCC 70's Road Sports

RACE 16 - SECTOR ANALYSIS



SECTOR 1 = FL to I1, SECTOR 2 = I1 to I2, SECTOR 3 = I2 to FL, DIFF = Difference To Personal Best Lap, P = Crossed Finish Line in Pit Lane, D = Time Disallowed

P14 61 D		Lawrence ALEXANDER				Alfa Romeo GTV				
IDEAL LAP TIME : 1:57.702		BEST LAP TIME : 1:58.051				DIFFERENCE : 0.349				
LAP	SECTOR 1		SECTOR 2		SECTOR 3		LAP TIME	MPH	DIFF	TIME OF DAY
1 -		77.8	55.025	71.6	28.577	99.1	2:11.831	66.44	13.780	16:58:30.067
2 -	36.822	78.3	54.915	67.4	28.868	98.9	2:00.605	72.63	2.554	17:00:30.672
3 -	37.173	78.9	56.228	71.3	28.676	99.4	2:02.077	71.75	4.026	17:02:32.749
4 -	36.751	78.7	54.885	67.3	28.627	97.5	2:00.263	72.83	2.212	17:04:33.012
5 -	36.479	77.7	54.090	71.1	29.107	96.4	1:59.676	73.19	1.625	17:06:32.688
6 -	37.319	76.7	55.218	69.9	28.411	98.8	2:00.948	72.42	2.897	17:08:33.636
7 -	37.115	79.9	54.587	69.6	29.045	98.9	2:00.747	72.54	2.696	17:10:34.383
8 -	37.663	79.8	1:02.685	64.0	29.921	95.0	2:10.269	67.24	12.218	17:12:44.652
9 -	39.277	70.4	58.819	66.3	30.441	89.0	2:08.537	68.15	10.486	17:14:53.189
10 -	44.421	67.0	1:07.539	48.0	42.352	60.0	2:34.312	56.76	36.261	17:17:27.501
11 -	52.203	42.0	1:10.542	58.3	30.826	100.3	2:33.571	57.04	35.520	17:20:01.072
12 -	38.151	78.0	54.398	72.0	28.203	101.2	2:00.752	72.54	2.701	17:22:01.824
13 -	36.685	78.3	53.262	75.6	28.398	99.1	1:58.345 (2)	74.01	0.294	17:24:00.169
14 -	36.445	78.3	54.458	73.1	28.403	99.1	1:59.306 (3)	73.42	1.255	17:25:59.475
15 -	36.296	78.0	53.611	73.6	28.144	99.1	1:58.051 (1)	74.20		17:27:57.526

P15 4 D		Ken RORRISON				Alfa Romeo 2000 GTV				
IDEAL LAP TIME : 1:57.948		BEST LAP TIME : 1:58.694				DIFFERENCE : 0.746				
LAP	SECTOR 1		SECTOR 2		SECTOR 3		LAP TIME	MPH	DIFF	TIME OF DAY
1 -		75.1	55.422	71.1	28.611	99.7	2:12.223	66.25	13.529	16:58:30.459
2 -	37.899	77.1	54.704	67.3	28.967	98.9	2:01.570	72.05	2.876	17:00:32.029
3 -	38.030	77.4	54.859	68.8	29.295	99.1	2:02.184	71.69	3.490	17:02:34.213
4 -	38.898	77.0	54.519	66.3	28.819	100.1	2:02.236	71.66	3.542	17:04:36.449
5 -	37.341	77.5	54.022	70.8	28.408	99.5	1:59.771	73.13	1.077	17:06:36.220
6 -	37.061	77.0	53.756	69.6	28.730	99.4	1:59.547	73.27	0.853	17:08:35.767
7 -	37.608	77.2	53.698	68.3	28.971	100.0	2:00.277	72.83	1.583	17:10:36.044
8 -	38.416	63.7	1:02.383	62.7	30.834	85.4	2:11.633	66.54	12.939	17:12:47.677
9 -	41.240	72.2	56.978	65.7	30.313	84.5	2:08.531	68.15	9.837	17:14:56.208
10 -	42.352	66.5	1:07.437	46.4	42.316	59.4	2:32.105	57.59	33.411	17:17:28.313
11 -	51.943	43.1	1:10.765	58.4	30.694	99.2	2:33.402	57.10	34.708	17:20:01.715
12 -	37.804	77.1	54.403	69.6	28.434	101.6	2:00.641	72.61	1.947	17:22:02.356
13 -	36.795	78.5	53.097	70.7	28.802	100.1	1:58.694 (1)	73.80		17:24:01.050
14 -	36.788	78.2	54.112	71.0	28.151	100.9	1:59.051 (3)	73.58	0.357	17:26:00.101
15 -	36.700	78.3	53.599	70.7	28.414	95.4	1:58.713 (2)	73.79	0.019	17:27:58.814

P16 56 D		Sarah HUTCHISON				Lancia Beta				
IDEAL LAP TIME : 1:57.900		BEST LAP TIME : 1:58.612				DIFFERENCE : 0.712				
LAP	SECTOR 1		SECTOR 2		SECTOR 3		LAP TIME	MPH	DIFF	TIME OF DAY
1 -		70.1	57.357	64.7	28.900	101.9	2:16.881	63.99	18.269	16:58:35.117
2 -	37.524	78.7	56.121	70.0	28.408	100.6	2:02.053	71.77	3.441	17:00:37.170
3 -	37.497	76.9	54.422	69.5	28.391	101.9	2:00.310	72.81	1.698	17:02:37.480
4 -	37.398	76.5	54.551	71.8	28.395	101.2	2:00.344	72.79	1.732	17:04:37.824
5 -	37.400	76.8	53.864	72.1	28.218	99.8	1:59.482	73.31	0.870	17:06:37.306
6 -	37.076	77.4	55.525	69.1	28.370	101.0	2:00.971	72.41	2.359	17:08:38.277
7 -	37.248	75.9	54.327	67.2	29.324	96.6	2:00.899	72.45	2.287	17:10:39.176
8 -	40.127	69.3	1:01.163	57.9	33.327	81.8	2:14.617	65.07	16.005	17:12:53.793
9 -	40.245	72.0	55.496	66.4	29.996	89.5	2:05.737	69.66	7.125	17:14:59.530
10 -	40.976	62.1	1:07.115	45.9	42.610	65.6	2:30.701	58.12	32.089	17:17:30.231
11 -	51.765	40.6	1:10.460	56.2	30.642	98.2	2:32.867	57.30	34.255	17:20:03.098
12 -	37.430	75.5	54.538	69.9	28.737	102.7	2:00.705	72.57	2.093	17:22:03.803
13 -	37.677	80.0	52.784	73.7	28.151	101.6	1:58.612 (1)	73.85		17:24:02.415
14 -	37.030	79.1	54.160	72.7	28.249	100.9	1:59.439 (3)	73.34	0.827	17:26:01.854
15 -	36.971	77.7	54.051	70.7	28.145	100.1	1:59.167 (2)	73.50	0.555	17:28:01.021

Weather / Track : Sunny / Dry

Brands Hatch GP

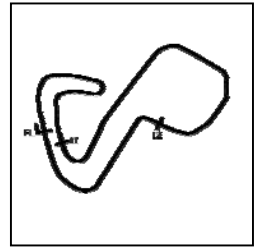
Circuit Length = 2.4332 miles

Start: 16:56 Flag 17:27 End: 17:28

Legends of Brands Hatch Superprix

HSCC 70's Road Sports

RACE 16 - SECTOR ANALYSIS



SECTOR 1 = FL to I1, SECTOR 2 = I1 to I2, SECTOR 3 = I2 to FL, DIFF = Difference To Personal Best Lap, P = Crossed Finish Line in Pit Lane, D = Time Disallowed

P17 28 D		Simon BAINES				Porsche 924				
IDEAL LAP TIME : 1:58.299		BEST LAP TIME : 1:58.497				DIFFERENCE : 0.198				
LAP	SECTOR 1		SECTOR 2		SECTOR 3		LAP TIME	MPH	DIFF	TIME OF DAY
1 -		71.2	58.256	66.0	29.595	96.9	2:18.197	63.38	19.700	16:58:36.433
2 -	37.592	76.0	55.236	68.1	29.075	97.5	2:01.903	71.85	3.406	17:00:38.336
3 -	37.316	76.1	54.387	69.3	29.039	98.5	2:00.742	72.55	2.245	17:02:39.078
4 -	36.863	76.7	54.018	72.0	28.652	98.8	1:59.533	73.28	1.036	17:04:38.611
5 -	36.990	76.9	53.881	71.1	28.365	99.7	1:59.236 (2)	73.46	0.739	17:06:37.847
6 -	37.209	76.6	53.984	71.3	28.329	99.5	1:59.522	73.29	1.025	17:08:37.369
7 -	36.725	77.6	53.631	68.7	29.126	99.4	1:59.482 (3)	73.31	0.985	17:10:36.851
8 -	39.474	57.4	1:01.972	61.0	31.105	84.3	2:12.551	66.08	14.054	17:12:49.402
9 -	40.587	70.1	57.007	61.7	29.992	93.8	2:07.586	68.65	9.089	17:14:56.988
10 -	42.377	61.4	1:07.330	46.4	42.151	61.0	2:31.858	57.68	33.361	17:17:28.846
11 -	52.123	42.4	1:10.913	55.5	30.768	98.9	2:33.804	56.95	35.307	17:20:02.650
12 -	37.325	77.8	54.505	69.6	29.198	98.1	2:01.028	72.37	2.531	17:22:03.678
13 -	37.401	77.3	53.814	72.6	28.348	99.4	1:59.563	73.26	1.066	17:24:03.241
14 -	36.835	76.7	54.808	73.1	28.050	99.5	1:59.693	73.18	1.196	17:26:02.934
15 -	36.618	78.1	53.737	71.0	28.142	99.7	1:58.497 (1)	73.92		17:28:01.431

P18 44 I		Tom OWEN				Datsun 240Z				
IDEAL LAP TIME : 2:04.354		BEST LAP TIME : 2:05.298				DIFFERENCE : 0.944				
LAP	SECTOR 1		SECTOR 2		SECTOR 3		LAP TIME	MPH	DIFF	TIME OF DAY
1 -		67.3	1:01.477	56.6	31.194	96.0	2:27.592	59.35	22.294	16:58:45.828
2 -	39.084	74.0	56.703	65.8	29.726	99.4	2:05.513 (3)	69.79	0.215	17:00:51.341
3 -	39.589	73.2	57.512	67.1	29.080	99.4	2:06.181	69.42	0.883	17:02:57.522
4 -	39.972	79.0	58.163	63.7	29.937	100.3	2:08.072	68.39	2.774	17:05:05.594
5 -	38.916	75.2	58.323	64.7	30.246	99.7	2:07.485	68.71	2.187	17:07:13.079
6 -	39.317	72.2	57.875	64.8	31.572	99.1	2:08.764	68.03	3.466	17:09:21.843
7 -	40.164	61.3	57.251	69.3	41.730	69.9	2:19.145	62.95	13.847	17:11:40.988
8 -	44.882	58.7	1:04.039	58.5	38.835	40.4	2:27.756	59.28	22.458	17:14:08.744
9 -	1:03.585	41.5	1:18.594	49.3	44.604	54.4	3:06.783	46.89	1:01.485	17:17:15.527
10 -	50.089	55.6	1:10.892	55.0	32.498	94.6	2:33.479	57.07	28.181	17:19:49.006
11 -	44.352	65.3	1:00.997	55.6	30.886	101.9	2:16.235	64.29	10.937	17:22:05.241
12 -	39.347	76.5	57.184	67.9	28.924	101.9	2:05.455 (2)	69.82	0.157	17:24:10.696
13 -	39.201	77.4	56.990	65.1	29.107	100.6	2:05.298 (1)	69.91		17:26:15.994
14 -	40.256	74.1	56.514	67.5	30.225	96.8	2:06.995	68.97	1.697	17:28:22.989

P19 10 C		Nigel ASHLEY				Lotus Europa				
IDEAL LAP TIME : 2:07.474		BEST LAP TIME : 2:08.443				DIFFERENCE : 0.969				
LAP	SECTOR 1		SECTOR 2		SECTOR 3		LAP TIME	MPH	DIFF	TIME OF DAY
1 -		70.9	57.185	64.8	30.495	92.6	2:20.252	62.45	11.809	16:58:38.488
2 -	40.230	71.3	58.281	65.5	30.549	92.0	2:09.060 (2)	67.87	0.617	17:00:47.548
3 -	40.304	71.0	58.329	62.6	30.899	92.3	2:09.532 (3)	67.62	1.089	17:02:57.080
4 -	41.652	72.0	58.237	63.0	30.507	93.0	2:10.396	67.17	1.953	17:05:07.476
5 -	39.888	72.0	58.154	66.3	30.401	92.6	2:08.443 (1)	68.20		17:07:15.919
6 -	40.383	71.0	1:00.962	61.9	31.138	91.6	2:12.483	66.12	4.040	17:09:28.402
7 -	40.476	71.3	58.722	62.6	35.605	69.6	2:14.803	64.98	6.360	17:11:43.205
8 -	43.820	63.8	1:03.990	56.4	38.465	39.3	2:26.275	59.88	17.832	17:14:09.480
9 -	1:03.661	41.7	1:18.540	49.2	44.412	52.7	3:06.613	46.94	58.170	17:17:16.093
10 -	50.351	53.3	1:11.368	53.6	31.894	90.8	2:33.613	57.02	25.170	17:19:49.706
11 -	41.563	70.1	58.937	67.0	31.960	91.0	2:12.460	66.13	4.017	17:22:02.166
12 -	41.297	71.3	59.029	63.0	30.796	90.5	2:11.122	66.80	2.679	17:24:13.288
13 -	40.645	71.0	58.848	64.4	31.200	89.7	2:10.693	67.02	2.250	17:26:23.981
14 -	40.050	71.2	58.857	66.3	31.337	87.7	2:10.244	67.25	1.801	17:28:34.225

P20 22 I		Julian REICHMAN				MG Midget				
IDEAL LAP TIME : 2:12.698		BEST LAP TIME : 2:13.311				DIFFERENCE : 0.613				
LAP	SECTOR 1		SECTOR 2		SECTOR 3		LAP TIME	MPH	DIFF	TIME OF DAY
1 -		68.2	1:01.929	60.8	32.089	87.0	2:27.928	59.21	14.617	16:58:46.164
2 -	41.567	66.7	1:03.350	61.9	32.372	87.6	2:17.289	63.80	3.978	17:01:03.453

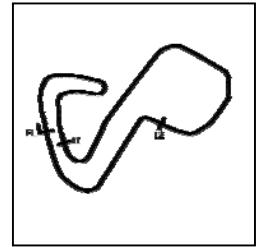
Weather / Track : Sunny / Dry

Brands Hatch GP
Circuit Length = 2.4332 miles
Start: 16:56 Flag 17:27 End: 17:28

Legends of Brands Hatch Superprix

HSCC 70's Road Sports

RACE 16 - SECTOR ANALYSIS



SECTOR 1 = FL to I1, SECTOR 2 = I1 to I2, SECTOR 3 = I2 to FL, DIFF = Difference To Personal Best Lap, P = Crossed Finish Line in Pit Lane, D = Time Disallowed

3 -	41.717	66.2	1:03.590	62.1	32.102	87.8	2:17.409	63.75	4.098	17:03:20.862
4 -	40.871	67.1	1:03.808	61.8	32.370	87.9	2:17.049	63.91	3.738	17:05:37.911
5 -	42.201	63.6	1:01.687	63.6	32.485	88.4	2:16.373 (3)	64.23	3.062	17:07:54.284
6 -	40.416	66.7	1:01.154	62.8	31.741	90.0	2:13.311 (1)	65.70		17:10:07.595
7 -	40.380	67.9	1:05.719	59.0	33.847	80.9	2:19.946	62.59	6.635	17:12:27.541
8 -	43.368	66.7	1:04.910	61.5	33.797	69.0	2:22.075	61.65	8.764	17:14:49.616
9 -	43.636	65.1	1:07.703	56.9	43.363	54.3	2:34.702	56.62	21.391	17:17:24.318
10 -	51.711	45.6	1:10.760	65.2	32.301	83.8	2:34.772	56.59	21.461	17:19:59.090
11 -	43.249	66.9	1:02.049	63.7	31.864	86.9	2:17.162	63.86	3.851	17:22:16.252
12 -	40.484	66.9	1:01.792	66.9	31.164	86.9	2:13.440 (2)	65.64	0.129	17:24:29.692
13 -	50.069	52.9			IN PIT		1:58.148 P	74.14		17:26:27.840
14 -	OUTLAP	65.5	1:02.164	64.4	31.618	72.5	2:19.479	62.80	6.168	17:28:47.319

P21		3 D		Pete CONNELL			Porsche 924				
IDEAL LAP TIME :		2:16.756		BEST LAP TIME :			2:19.330				
							DIFFERENCE : 2.574				
LAP	SECTOR 1		SECTOR 2		SECTOR 3		LAP TIME	MPH	DIFF	TIME OF DAY	
1 -		66.7	1:01.959	57.6	31.879		2:30.238	58.30	10.908	16:58:48.474	
2 -	42.991	67.5	1:03.647	56.1	32.692		2:19.330 (1)	62.87		17:01:07.804	
3 -	42.918	67.5	1:06.900	56.9	32.691		2:22.509	61.46	3.179	17:03:30.313	
4 -	43.698	63.8	1:04.722	57.4	32.716		2:21.136 (2)	62.06	1.806	17:05:51.449	
5 -	45.736	65.0	1:04.295	51.7	34.088		2:24.119	60.78	4.789	17:08:15.568	
6 -	44.205	70.2	1:05.324	61.3	34.548		2:24.077	60.79	4.747	17:10:39.645	
7 -	44.008	57.4	1:09.395	48.0	39.056		2:32.459	57.45	13.129	17:13:12.104	
8 -	48.293	53.7	1:11.215	50.7	40.775		2:40.283	54.65	20.953	17:15:52.387	
9 -	50.279	58.6	1:15.813	51.1	38.140		2:44.232	53.33	24.902	17:18:36.619	
10 -	50.257	53.4	1:08.385	59.1	32.498		2:31.140	57.95	11.810	17:21:07.759	
11 -	44.098	63.6	1:05.902	54.7	32.330		2:22.330 (3)	61.54	3.000	17:23:30.089	
12 -	44.416	68.9	1:05.445	53.6	32.940		2:22.801	61.34	3.471	17:25:52.890	
13 -	43.330	64.0	1:06.387	57.9	33.831		2:23.548	61.02	4.218	17:28:16.438	

P22		12 I		Johan DENEKAMP			Marcos 1800 GT				
IDEAL LAP TIME :		1:56.415		BEST LAP TIME :			1:56.415				
							DIFFERENCE : 0.000				
LAP	SECTOR 1		SECTOR 2		SECTOR 3		LAP TIME	MPH	DIFF	TIME OF DAY	
1 -		78.6	55.859	70.4	28.428	104.5	2:13.864	65.43	17.449	16:58:32.100	
2 -	38.676	76.6	55.373	68.5	28.556	103.2	2:02.605	71.44	6.190	17:00:34.705	
3 -	37.876	78.3	53.301	73.3	28.355	105.3	1:59.532	73.28	3.117	17:02:34.237	
4 -	38.189	80.1	53.253	69.2	28.586	104.8	2:00.028	72.98	3.613	17:04:34.265	
5 -	37.257	81.8	52.969	71.5	27.997	104.8	1:58.223 (3)	74.09	1.808	17:06:32.488	
6 -	37.190	82.7	52.614	72.1	28.174	102.9	1:57.978 (2)	74.24	1.563	17:08:30.466	
7 -	36.957	83.1	54.072	73.4	28.757	103.5	1:59.786	73.12	3.371	17:10:30.252	
8 -	38.683	78.3	56.106	65.2	29.603	92.8	2:04.392	70.42	7.977	17:12:34.644	
9 -	40.574	75.4	1:01.944	58.6	33.458	68.5	2:15.976	64.42	19.561	17:14:50.620	
10 -	44.926	67.3	1:07.219	51.7	43.703	52.9	2:35.848	56.20	39.433	17:17:26.468	
11 -	50.818	45.8	1:11.270	56.0	31.415	97.9	2:33.503	57.06	37.088	17:19:59.971	
12 -	39.315	80.4	52.813	74.2	27.875	105.6	2:00.003	72.99	3.588	17:21:59.974	
13 -	36.688	82.9	52.118	73.5	27.609	101.6	1:56.415 (1)	75.24		17:23:56.389	

P23		72 C		Jim DEAN			Lotus Europa				
IDEAL LAP TIME :		1:49.175		BEST LAP TIME :			1:50.059				
							DIFFERENCE : 0.884				
LAP	SECTOR 1		SECTOR 2		SECTOR 3		LAP TIME	MPH	DIFF	TIME OF DAY	
1 -		89.0	48.377	80.7	26.116	110.5	1:54.748	76.33	4.689	16:58:12.984	
2 -	35.010	88.8	48.618	72.8	26.454	109.8	1:50.082 (2)	79.57	0.023	17:00:03.066	
3 -	34.682	86.0	49.074	73.5	26.303	109.8	1:50.059 (1)	79.59		17:01:53.125	
4 -	34.958	86.9	49.450	75.0	26.305	109.8	1:50.713 (3)	79.12	0.654	17:03:43.838	
5 -	35.612	84.8	49.466	75.8	26.963	110.3	1:52.041	78.18	1.982	17:05:35.879	
6 -	36.016	87.4	50.872	68.0	26.862	111.4	1:53.750	77.00	3.691	17:07:29.629	
7 -	35.441	88.7	50.756	72.9	27.234	92.5	1:53.431	77.22	3.372	17:09:23.060	

Weather / Track : Sunny / Dry

Brands Hatch GP

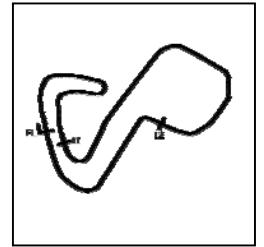
Circuit Length = 2.4332 miles

Start: 16:56 Flag 17:27 End: 17:28

Legends of Brands Hatch Superprix

HSCC 70's Road Sports

RACE 16 - SECTOR ANALYSIS



SECTOR 1 = FL to I1, SECTOR 2 = I1 to I2, SECTOR 3 = I2 to FL, DIFF = Difference To Personal Best Lap, P = Crossed Finish Line in Pit Lane, D = Time Disallowed

P24 128 B		John HALL		Datsun 260Z						
IDEAL LAP TIME : 1:54.529		BEST LAP TIME : 1:55.025		DIFFERENCE : 0.496						
LAP	SECTOR 1	SECTOR 2		SECTOR 3		LAP TIME	MPH	DIFF	TIME OF DAY	
1 -		81.3	53.809	74.2	27.496	107.3	2:08.354	68.24	13.329	16:58:26.590
2 -	36.933	83.7	53.503	73.3	27.253	103.7	1:57.689	74.43	2.664	17:00:24.279
3 -	36.758	81.2	52.178	77.3	27.471	104.5	1:56.407	75.25	1.382	17:02:20.686
4 -	36.759	82.3	52.526	74.3	27.231	105.0	1:56.516	75.18	1.491	17:04:17.202
5 -	36.464	84.7	51.886	77.0	26.814	107.3	1:55.164 (2)	76.06	0.139	17:06:12.366
6 -	36.064	79.4	52.605	72.4	27.145	108.5	1:55.814 (3)	75.63	0.789	17:08:08.180
7 -	35.829	82.7	51.945	75.9	27.251	105.1	1:55.025 (1)	76.15		17:10:03.205

P25 114 B		Jai SHARMA		Ferrari 308 GTB						
IDEAL LAP TIME : 1:52.950		BEST LAP TIME : 1:53.303		DIFFERENCE : 0.353						
LAP	SECTOR 1	SECTOR 2		SECTOR 3		LAP TIME	MPH	DIFF	TIME OF DAY	
1 -		81.0	52.231	67.9	27.082	108.9	2:03.771	70.77	10.468	16:58:22.007
2 -	36.036	83.3	51.079	72.3	26.711	110.5	1:53.826 (3)	76.95	0.523	17:00:15.833
3 -	35.867	82.2	50.924	69.3	26.512	111.1	1:53.303 (1)	77.31		17:02:09.136
4 -	35.909	81.9	51.163	68.1	26.397	111.6	1:53.469 (2)	77.20	0.166	17:04:02.605
5 -	36.459	83.1	51.503	69.4	26.597	112.0	1:54.559	76.46	1.256	17:05:57.164
6 -	37.294	81.8	50.686	70.9	26.897	110.5	1:54.877	76.25	1.574	17:07:52.041

P26 25 D		William JENKINS		Porsche 914-6						
IDEAL LAP TIME : 1:59.988		BEST LAP TIME : 2:00.738		DIFFERENCE : 0.750						
LAP	SECTOR 1	SECTOR 2		SECTOR 3		LAP TIME	MPH	DIFF	TIME OF DAY	
1 -		77.6	56.344	70.1	28.015	105.5	2:14.975 (3)	64.89	14.237	16:58:33.211
2 -	38.137	81.7	59.061	68.4	28.871	97.1	2:06.069 (2)	69.48	5.331	17:00:39.280
3 -	38.173	79.3	53.836	73.7	28.729	86.3	2:00.738 (1)	72.55		17:02:40.018

Legends of Brands Hatch Superprix

HSCC 70's Road Sports

RACE 16 - BEST SECTORS

SECTOR 1			SECTOR 2			SECTOR 3			IDEAL / BEST COMPARISON						
POS	NO	NAME	TIME	NO	NAME	TIME	NO	NAME	TIME	POS	NO	NAME	IDEAL	BEST	DIFF
													PERFECT LAP	1:48.044	
1	1	CLARK	33.979	1	CLARK	48.213	1	CLARK	25.852	1	1	CLARK	1:48.044	1:48.059	0.015
2	19	LEVERETT	34.251	72	DEAN	48.377	19	LEVERETT	25.931	2	19	LEVERETT	1:48.602	1:48.701	0.099
3	72	DEAN	34.682	19	LEVERETT	48.420	72	DEAN	26.116	3	72	DEAN	1:49.175	1:50.059	0.884
4	42	KARASKAS	34.837	20	LEVERETT	49.288	37	STRONG	26.146	4	20	LEVERETT	1:50.473	1:50.686	0.213
5	20	LEVERETT	34.960	37	STRONG	49.961	20	LEVERETT	26.225	5	37	STRONG	1:51.122	1:51.508	0.386
6	37	STRONG	35.015	42	KARASKAS	50.128	45	ASHDOWN	26.304	6	42	KARASKAS	1:51.629	1:51.667	0.038
7	11	PAYNE	35.246	2	BAGNALL	50.533	114	SHARMA	26.397	7	45	ASHDOWN	1:52.270	1:53.418	1.148
8	45	ASHDOWN	35.408	45	ASHDOWN	50.558	2	BAGNALL	26.533	8	114	SHARMA	1:52.950	1:53.303	0.353
9	38	BULL	35.597	114	SHARMA	50.686	42	KARASKAS	26.664	9	11	PAYNE	1:52.953	1:53.884	0.931
10	131	BENNETT	35.748	11	PAYNE	50.898	131	BENNETT	26.752	10	2	BAGNALL	1:52.958	1:53.791	0.833
11	128	HALL	35.829	131	BENNETT	51.111	11	PAYNE	26.809	11	131	BENNETT	1:53.611	1:53.777	0.166
12	114	SHARMA	35.867	74	NEUMANN	51.818	128	HALL	26.814	12	128	HALL	1:54.529	1:55.025	0.496
13	2	BAGNALL	35.892	128	HALL	51.886	14	HOLLAND	27.447	13	38	BULL	1:55.365	1:56.622	1.257
14	74	NEUMANN	35.932	96	ROSS	51.990	38	BULL	27.557	14	74	NEUMANN	1:55.505	1:55.505	0.000
15	96	ROSS	36.146	12	DENEKAMP	52.118	12	DENEKAMP	27.609	15	96	ROSS	1:55.801	1:55.801	0.000
16	61	ALEXANDER	36.296	38	BULL	52.211	96	ROSS	27.665	16	14	HOLLAND	1:56.289	1:56.702	0.413
17	14	HOLLAND	36.477	14	HOLLAND	52.365	74	NEUMANN	27.755	17	12	DENEKAMP	1:56.415	1:56.415	0.000
18	28	BAINES	36.618	56	HUTCHISON	52.784	25	JENKINS	28.015	18	61	ALEXANDER	1:57.702	1:58.051	0.349
19	12	DENEKAMP	36.688	4	RORRISON	53.097	28	BAINES	28.050	19	56	HUTCHISON	1:57.900	1:58.612	0.712
20	4	RORRISON	36.700	61	ALEXANDER	53.262	61	ALEXANDER	28.144	20	4	RORRISON	1:57.948	1:58.694	0.746
21	56	HUTCHISON	36.971	28	BAINES	53.631	56	HUTCHISON	28.145	21	28	BAINES	1:58.299	1:58.497	0.198
22	25	JENKINS	38.137	25	JENKINS	53.836	4	RORRISON	28.151	22	25	JENKINS	1:59.988	2:00.738	0.750
23	44	OWEN	38.916	44	OWEN	56.514	44	OWEN	28.924	23	44	OWEN	2:04.354	2:05.298	0.944
24	10	ASHLEY	39.888	10	ASHLEY	57.185	10	ASHLEY	30.401	24	10	ASHLEY	2:07.474	2:08.443	0.969
25	22	REICHMAN	40.380	22	REICHMAN	1:01.154	22	REICHMAN	31.164	25	22	REICHMAN	2:12.698	2:13.311	0.613
26	3	CONNELL	42.918	3	CONNELL	1:01.959	3	CONNELL	31.879	26	3	CONNELL	2:16.756	2:19.330	2.574
27															

Weather / Track : Sunny / Dry

Results can be found at www.tsl-timing.com

Brands Hatch GP

Circuit Length = 2.4332 miles

Start: 16:56 Flag 17:27 End: 17:28

Printed - 17:29 Sunday, 30 June 2019

Legends of Brands Hatch Superprix

HSCC 70's Road Sports

RACE 16 - BEST SPEEDS

POS	INTERMEDIATE 1			INTERMEDIATE 2			FINISH LINE		
	NO	NAME	MPH	NO	NAME	MPH	NO	NAME	MPH
1	37	STRONG	90.5	96	ROSS	83.3	37	STRONG	118.1
2	1	CLARK	89.4	19	LEVERETT	81.8	45	ASHDOWN	115.5
3	19	LEVERETT	89.2	72	DEAN	80.7	2	BAGNALL	114.1
4	72	DEAN	89.0	1	CLARK	80.6	20	LEVERETT	113.3
5	42	KARASKAS	88.4	20	LEVERETT	78.6	1	CLARK	112.5
6	2	BAGNALL	87.8	14	HOLLAND	78.3	42	KARASKAS	112.4
7	45	ASHDOWN	87.4	42	KARASKAS	78.1	114	SHARMA	112.0
8	131	BENNETT	85.0	37	STRONG	78.0	131	BENNETT	111.8
9	14	HOLLAND	84.8	38	BULL	77.4	72	DEAN	111.4
10	128	HALL	84.7	128	HALL	77.3	19	LEVERETT	110.1
11	20	LEVERETT	84.4	45	ASHDOWN	77.2	11	PAYNE	109.8
12	114	SHARMA	83.3	131	BENNETT	75.9	128	HALL	108.5
13	12	DENEKAMP	83.1	61	ALEXANDER	75.6	14	HOLLAND	106.5
14	11	PAYNE	82.6	74	NEUMANN	75.2	12	DENEKAMP	105.6
15	96	ROSS	81.8	11	PAYNE	74.3	25	JENKINS	105.5
16	25	JENKINS	81.7	12	DENEKAMP	74.2	96	ROSS	104.6
17	56	HUTCHISON	80.0	2	BAGNALL	73.9	56	HUTCHISON	102.7
18	61	ALEXANDER	79.9	56	HUTCHISON	73.7	44	OWEN	101.9
19	74	NEUMANN	79.5	25	JENKINS	73.7	4	RORRISON	101.6
20	38	BULL	79.4	28	BAINES	73.1	61	ALEXANDER	101.2
21	44	OWEN	79.0	114	SHARMA	72.3	38	BULL	100.6
22	4	RORRISON	78.5	4	RORRISON	71.1	74	NEUMANN	99.7
23	28	BAINES	78.1	44	OWEN	69.3	28	BAINES	99.7
24	10	ASHLEY	72.0	10	ASHLEY	67.0	10	ASHLEY	93.0
25	3	CONNELL	70.2	22	REICHMAN	66.9	22	REICHMAN	90.0
26	22	REICHMAN	68.2	3	CONNELL	61.3			
27									

Weather / Track : Sunny / Dry

Results can be found at www.tsl-timing.com

Brands Hatch GP
Circuit Length = 2.4332 miles
Start: 16:56 Flag 17:27 End: 17:28

Printed - 17:29 Sunday, 30 June 2019

Legends of Brands Hatch Superprix

HSCC 70's Road Sports

RACE 16 - STATISTICS

Competitors Started 27
Planned Start 2019-06-30 @ 16:50:00.000
Actual Start 2019-06-30 @ 16:56:18.236
Finish Time 2019-06-30 @ 17:27:03.266
Track Length 2.4332mi.
Total Laps 347
Total Distance Covered 844.3514mi.

Session Fastest Lap History

NO	CL	NAME	LAP TIME	TIME OF DAY	LAP	VEHICLE
72	C	Jim DEAN	1:54.748	16:58:13.003	1	Lotus Europa
72	C	Jim DEAN	1:50.082	17:00:03.085	2	Lotus Europa
1	C	Jeremy CLARK	1:50.037	17:00:04.865	2	Lotus Elan S4
1	C	Jeremy CLARK	1:49.806	17:01:54.671	3	Lotus Elan S4
1	C	Jeremy CLARK	1:49.663	17:03:44.334	4	Lotus Elan S4
1	C	Jeremy CLARK	1:49.580	17:11:07.636	8	Lotus Elan S4
19	C	Will LEVERETT	1:49.345	17:23:26.053	13	Lotus Europa
1	C	Jeremy CLARK	1:48.059	17:25:13.964	14	Lotus Elan S4

Session Leader History

NO	CL	NAME	FROM LAP	LAPS LED	DISTANCE	VEHICLE
72	C	Jim DEAN	1	5	12.16 miles	Lotus Europa
1	C	Jeremy CLARK	6	10	24.33 miles	Lotus Elan S4

Flag History

TYPE	TIME OF DAY
GREEN	16:56:18.236
SAFETY	17:11:07.623
GREEN	17:19:41.298
FINISH	17:27:03.266

Flag Statistics

TYPE	COUNT	TOTAL LAPS	TOTAL TIME
Green	2	12	24:07.688
Red	0	0	0.000
Safety Car	1	3	8:33.675
FCY	0	0	0.000

Weather / Track : Sunny / Dry

These results are provisional until the conclusion of any judicial and technical matters.

Brands Hatch GP

Circuit Length = 2.4332 miles

Start: 16:56 Flag 17:27 End: 17:28

Clerk Of Course : Julian Floyd

Timekeeper : Nick Palmer

Legends of Brands Hatch Superprix

HSCC 70's Road Sports

RACE 16 - STATISTICS

CLASS : A

2 Starters

Fastest Lap History

NO	NAME	LAP TIME	TIME OF DAY	LAP	VEHICLE
2	Adam BAGNALL	2:00.874	16:58:19.123	1	Jaguar E-type S2 FHC
2	Adam BAGNALL	1:54.108	17:00:13.231	2	Jaguar E-type S2 FHC
2	Adam BAGNALL	1:53.968	17:02:07.199	3	Jaguar E-type S2 FHC
131	Mark BENNETT	1:53.863	17:04:07.255	4	MGB GTV8
131	Mark BENNETT	1:53.777	17:06:01.035	5	MGB GTV8

Leader History

NO	NAME	FROM LAP	LAPS LED	DISTANCE	VEHICLE
2	Adam BAGNALL	1	15	36.49 miles	Jaguar E-type S2 FHC

Weather / Track : Sunny / Dry

These results are provisional until the conclusion of any judicial and technical matters.

Brands Hatch GP

Circuit Length = 2.4332 miles

Start: 16:56 Flag 17:27 End: 17:28

Clerk Of Course : Julian Floyd

Timekeeper : Nick Palmer

Legends of Brands Hatch Superprix

HSCC 70's Road Sports

RACE 16 - STATISTICS

CLASS : B

5 Starters

Fastest Lap History

NO	NAME	LAP TIME	TIME OF DAY	LAP	VEHICLE
42	Dave KARASKAS	2:02.117	16:58:20.367	1	TVR 3000M
42	Dave KARASKAS	1:53.993	17:00:14.361	2	TVR 3000M
114	Jai SHARMA	1:53.826	17:00:15.848	2	Ferrari 308 GTB
37	Nic STRONG	1:53.649	17:00:17.043	2	Marcos GT
114	Jai SHARMA	1:53.303	17:02:09.150	3	Ferrari 308 GTB
37	Nic STRONG	1:52.895	17:02:09.936	3	Marcos GT
42	Dave KARASKAS	1:52.598	17:23:35.503	13	TVR 3000M
37	Nic STRONG	1:51.554	17:23:35.789	13	Marcos GT
37	Nic STRONG	1:51.508	17:27:20.118	15	Marcos GT

Leader History

NO	NAME	FROM LAP	LAPS LED	DISTANCE	VEHICLE
42	Dave KARASKAS	1	15	36.49 miles	TVR 3000M

Weather / Track : Sunny / Dry

These results are provisional until the conclusion of any judicial and technical matters.

Brands Hatch GP

Circuit Length = 2.4332 miles

Start: 16:56 Flag 17:27 End: 17:28

Clerk Of Course : Julian Floyd

Timekeeper : Nick Palmer

Legends of Brands Hatch Superprix

HSCC 70's Road Sports

RACE 16 - STATISTICS

CLASS : C

7 Starters

Fastest Lap History

NO	NAME	LAP TIME	TIME OF DAY	LAP	VEHICLE
72	Jim DEAN	1:54.748	16:58:13.003	1	Lotus Europa
72	Jim DEAN	1:50.082	17:00:03.085	2	Lotus Europa
1	Jeremy CLARK	1:50.037	17:00:04.865	2	Lotus Elan S4
1	Jeremy CLARK	1:49.806	17:01:54.671	3	Lotus Elan S4
1	Jeremy CLARK	1:49.663	17:03:44.334	4	Lotus Elan S4
1	Jeremy CLARK	1:49.580	17:11:07.636	8	Lotus Elan S4
19	Will LEVERETT	1:49.345	17:23:26.053	13	Lotus Europa
1	Jeremy CLARK	1:48.059	17:25:13.964	14	Lotus Elan S4

Leader History

NO	NAME	FROM LAP	LAPS LED	DISTANCE	VEHICLE
72	Jim DEAN	1	5	12.16 miles	Lotus Europa
1	Jeremy CLARK	6	10	24.33 miles	Lotus Elan S4

Weather / Track : Sunny / Dry

These results are provisional until the conclusion of any judicial and technical matters.

Brands Hatch GP

Circuit Length = 2.4332 miles

Start: 16:56 Flag 17:27 End: 17:28

Clerk Of Course : Julian Floyd

Timekeeper : Nick Palmer

Legends of Brands Hatch Superprix

HSCC 70's Road Sports

RACE 16 - STATISTICS

CLASS : D

7 Starters

Fastest Lap History

NO	NAME	LAP TIME	TIME OF DAY	LAP	VEHICLE
74	Mike NEUMANN	2:09.553	16:58:27.802	1	Alfa Romeo 2000 GTV
74	Mike NEUMANN	1:58.031	17:00:25.832	2	Alfa Romeo 2000 GTV
74	Mike NEUMANN	1:57.356	17:02:23.188	3	Alfa Romeo 2000 GTV
74	Mike NEUMANN	1:57.339	17:10:14.378	7	Alfa Romeo 2000 GTV
74	Mike NEUMANN	1:56.124	17:23:49.300	13	Alfa Romeo 2000 GTV
74	Mike NEUMANN	1:55.505	17:27:42.289	15	Alfa Romeo 2000 GTV

Leader History

NO	NAME	FROM LAP	LAPS LED	DISTANCE	VEHICLE
74	Mike NEUMANN	1	15	36.49 miles	Alfa Romeo 2000 GTV

Weather / Track : Sunny / Dry

These results are provisional until the conclusion of any judicial and technical matters.

Brands Hatch GP

Circuit Length = 2.4332 miles

Start: 16:56 Flag 17:27 End: 17:28

Clerk Of Course : Julian Floyd

Timekeeper : Nick Palmer

Legends of Brands Hatch Superprix

HSCC 70's Road Sports

RACE 16 - STATISTICS

CLASS : I

6 Starters

Fastest Lap History

NO	NAME	LAP TIME	TIME OF DAY	LAP	VEHICLE
45	Rupert ASHDOWN	2:02.904	16:58:21.167	1	Lotus Elan
45	Rupert ASHDOWN	1:53.894	17:00:15.061	2	Lotus Elan
45	Rupert ASHDOWN	1:53.418	17:02:08.479	3	Lotus Elan

Leader History

NO	NAME	FROM LAP	LAPS LED	DISTANCE	VEHICLE
45	Rupert ASHDOWN	1	15	36.49 miles	Lotus Elan

Weather / Track : Sunny / Dry

These results are provisional until the conclusion of any judicial and technical matters.

Brands Hatch GP

Circuit Length = 2.4332 miles

Start: 16:56 Flag 17:27 End: 17:28

Clerk Of Course : Julian Floyd

Timekeeper : Nick Palmer